

## **Residential R.O. components**





## In-Line Cartridges

- IN LINE cartridges 1/4" NPT F connections;
- Max pressure = 100 psi (7 bar);
- Max temperature = 35°C;



Ref	Description	Fam.	Subfam.	Disp. Stock	
DE028	MWG IN-LINE ACTIVATED CARBON CARTRIDGE 10" x 2"	30	175	OK	
DE029	MWG IN-LINE SEDIMENT CARTRIDGE 10" x 2"	30	175	OK	

Ref	Diameter (inch)	Lenght (inch)	Version	Flow (gpm)
DE028	2"	10"	Coconut Shell Activated Carbon	0,75
DE029	2"	10"	Sediment	0,75

Box: WxLxH	Box: Q.ty	Box: Weight	Pallet: WxLxH	Pallet: Q.ty	Pallet: Weight

Certificates	Manufacturer	Sectors
DM174-2004	<b>MWG</b>	Domestic

Ref	Description	Fam.	Subfam.	Disp. Stock	
DE030	MWG IN-LINE ACTIVATED CARBON CARTRIDGE 11" x 2.1/2"	30	175	OK	
DE031	MWG IN-LINE SEDIMENT CARTRIDGE 11" x 2.1/2"	30	175	OK	

Ref	Diameter (inch)	Lenght (inch)	Version	Flow (gpm)
DE030	2½"	11"	Coconut Shell Activated Carbon	0,75
DE031	2½"	11"	Sediment	1,00

Box: WxLxH	Box: Q.ty	Box: Weight	Pallet: WxLxH	Pallet: Q.ty	Pallet: Weight

Certificates	Manufacturer	Sectors
DM174-2004	<b>MWG</b>	Domestic



## Clips - Valves - Tubing

**Single Mounting Clips:** PP material - white colour.



Ref	Description	Fam.	Subfam.	Disp. Stock	
DE033	MWG SINGLE CLIP 2"	30	175	OK	
DE034	MWG SINGLE CLIP 2.5"	30	175	OK	
DE006	MWG SINGLE CLIP 3"	30	175	OK	

Ref	Description	Diameter (mm)
DE033	MWG SINGLE CLIP 2"	50
DE034	MWG SINGLE CLIP 2.5"	60
DE006	MWG SINGLE CLIP 3"	90

Certificates	Manufacturer	Sectors
	<b>MWG</b>	Domestic



**Double Mounting Clips:** PP material - white colour

Ref	Description	Fam.	Subfam.	Disp. Stock	
DE035	MWG DOUBLE CLIPS 2" x 2.5"	30	175	OK	
DE036	MWG DOUBLE CLIPS 2.1/2"x2.1/2"	30	175	OK	

Ref	Description	Diameter (mm)
DE035	MWG DOUBLE CLIPS 2" x 2.5"	50 x 60
DE036	MWG DOUBLE CLIPS 2.1/2"x2.1/2"	60 x 60

Certificates	Manufacturer	Sectors
	<b>MWG</b>	Domestic



## MWG High Pressure Switch



Pressure switch contact NO; Connection 1/4" G; Body material in Stainless Steel; Diaphragm in NBR; Max Voltage = 42 V; Max Current = 4 A; Max operating pressure = 150 bar; Operating temperature range = - 40 ÷ + 100°C Class protection IP54; Conform with CE safety Directives;

Ref	Description	Fam.	Subfam.	Disp. Stock	
DH571	MWG HIGH PRESSURE SWITCH 1-10 BAR	30	175	OK	
DH573	MWG HIGH PRESSURE SWITCH 1-20 BAR	30	175	OK	
DH575	MWG HIGH PRESSURE SWITCH 20-50 BAR	30	175	OK	

Ref	Description	Tolerance
DH571	MWG HIGH PRESSURE SWITCH 1-10 BAR	± 0,5 bar
DH573	MWG HIGH PRESSURE SWITCH 1-20 BAR	± 1 bar
DH575	MWG HIGH PRESSURE SWITCH 20-50 BAR	± 2 bar

Box: WxLxH	Box: Q.ty	Box: Weight	Pallet: WxLxH	Pallet: Q.ty	Pallet: Weight

Certificates	Manufacturer	Sectors
DM174-2004 CE	<b>MWG</b>	Domestic, Commercial, Industrial

## MWG Booster Pumps for Residential R.O.



- MWG booster pumps for residential R.O. Systems; Max operating Temperature = 40°C;
- Membrane booster pumps without transformer (to order separately);
- IN/OUT connections 3/8" F NPT;

Ref	Description	Fam.	Subfam.	Disp. Stock	
DH501	MWG BOOSTER PUMP M100G 1.1 LPM 24VDC 1.2A	30	175	OK	
DH503	MWG BOOSTER PUMP L200G 1.6 LPM 24VDC 1.6A	30	175	OK	
DH505	MWG BOOSTER PUMP L400G 2.6 LPM 24VDC 2.5A	30	175	OK	

Ref.	Ref. Transformer	Inlet pressure (psi)	Working pressure range (psi)	Flow 70 psi (l/min)	Rated current (A)	Current 70 psi (A)
DH501	DH531	30	60 ÷ 80	≥ 1,1	1,8	≤ 1,2
DH503	DH533	30	60 ÷ 80	≥ 1,6	2,2	≤ 1,6
DH505	DH535	30	70 ÷ 90	≥ 2,6	3,6	≤ 2,5

Box: WxLxH	Box: Q.ty	Box: Weight	Pallet: WxLxH	Pallet: Q.ty	Pallet: Weight

Certificates	Manufacturer	Sectors
DM174-2004 CE	<b>MWG</b>	Domestic

## Transformer

Ref	Description	Fam.	Subfam.	Disp. Stock	
DH531	TRANSFORMER 24VDC 2A	30	175	OK	
DH533	TRANSFORMER 24VDC 2.5A	30	175	OK	
DH535	TRANSFORMER 24VDC 4A	30	175	OK	

Box: WxLxH	Box: Q.ty	Box: Weight	Pallet: WxLxH	Pallet: Q.ty	Pallet: Weight

Certificates	Manufacturer	Sectors
CE		Domestic



## MWG Two -Way Solenoid Valves for R.O. Systems



Two-way solenoid valve NC direct acting; Body material plastic; Seals in EPDM; Spring in SS304; Range water temperature = 4°C ÷ 120°C; Range ambient temperature = -10°C ÷ +40°C; Range pressure = 0 ÷ 8 bar; Class protection IP65; Connections 1/4" NPT; Orifice diameter 2,5 mm;

Ref	Description	Fam.	Subfam.	Disp. Stock	
DH601	MWG PLASTIC SOLENOID VALVEC NC 1/4" NPT 24V DC	30	175	OK	
DH603	MWG PLASTIC SOLENOID VALVEC NC 1/4" NPT 24V AC	30	175	OK	

Ref	Description	Power supply
DH601	MWG PLASTIC SOLENOID VALVEC NC 1/4" NPT 24V DC	24 V DC
DH603	MWG PLASTIC SOLENOID VALVEC NC 1/4" NPT 24V AC	24 V AC

Certificates	Manufacturer	Sectors
DM174-2004 CE	<b>MWG</b>	Domestic



Two-way solenoid valve NC direct acting; Body material brass; Seals in EPDM; Range water temperature = 4°C ÷ 120°C; Class protection IP65; G thread connections;

Ref	Description	Fam.	Subfam.	Disp. Stock	
DH611	MWG BRASS SOLENOID VALVEC NC 1/4" GAS 24V DC	30	175	OK	
DH615	MWG BRASS SOLENOID VALVEC NC 3/8" GAS 220V AC 5 BAR	30	175	OK	

Ref	Orifice diameter (mm)	Max operating pressure (bar)
DH611	5	5
DH615	5	5

Certificates	Manufacturer	Sectors
DM174-2004 CE	<b>MWG</b>	Domestic, Commercial, Industrial



Two-way solenoid valve NC indirect acting; Body material brass; Seals in EPDM; Range water temperature = 4°C ÷ 120°C; Class protection IP65; G thread connections;

Ref	Description	Fam.	Subfam.	Disp. Stock	
DH621	MWG BRASS SOLENOID VALVE NC 3/8" GAS 220V AC 16 BAR	30	175	OK	
DH623	MWG BRASS SOLENOID VALVE NC 1/2" GAS 220V AC	30	175	OK	
DH625	MWG BRASS SOLENOID VALVE NC 3/4" GAS 220V AC	30	175	OK	
DH627	MWG BRASS SOLENOID VALVE NC 1" GAS 220V AC	30	175	OK	
DH629	MWG BRASS SOLENOID VALVE NC 1 1/4" GAS 220V AC	30	175	OK	
DH631	MWG BRASS SOLENOID VALVE NC 1 1/2" GAS 220V AC	30	175	OK	
DH633	MWG BRASS SOLENOID VALVE NC 2" GAS 220V AC	30	175	OK	

Ref	Orifice diameter (mm)	Max operating pressure (bar)
DH621	15	16
DH623	15	16
DH625	20	16
DH627	25	16
DH629	35	16
DH631	35	16
DH633	50	16

Certificates	Manufacturer	Sectors
DM174-2004 CE	<b>MWG</b>	Domestic, Commercial, Industrial



## Valves for Residential R.O. and Filtration System

### Needle Valves

Needle valve for residential R.O and filtration systems; for tube 1/2" M/F or 3/8" M/F; connection for 1/4" or 3/8" or 5/16" flexible tubing; material brass.



Ref	Description	Fam.	Subfam.	Disp. Stock	
DE039	NEEDLE VALVE 1/2" MF X 1/4 TUBE	30	175	OK	
DE050	NEEDLE VALVE 1/2" MF X 3/8" TUBE	30	175	OK	
DE050A	NEEDLE VALVE 1/2" MF X 5/16" TUBE	30	175	OK	
DE039A	NEEDLE VALVE 3/8" M/F x1/4" TUBE	30	175	OK	

## Drain and Diverter Valves for R.O. Systems

Suitable for residential R.O and filtration systems.

**Drain Clamp** - material ABS black.



Ref	Description	Fam.	Subfam.	Disp. Stock	
DE040	DRAIN CLAMP 1/4" TUBE	30	175	OK	
DE049	DRAIN CLAMP 1/4" FEMALE NPT	30	175	OK	

### Diverter Valve with Swivel Collar

Connection for 1/4" tubing; material chrome plated brass.



Ref	Description	Fam.	Subfam.	Disp. Stock	
DE042	DIVERTER VALVE WITH SWIVEL COLLAR 1/4" TUBE	30	175	OK	

### Adapter 15/16" - 27 X 55/64" - 27

Length 8 mm; material chrome plated brass.



Ref	Description	Fam.	Subfam.	Disp. Stock	
DE043	ADAPTER 15/16" x 55/64"	30	175	OK	



## Jaco Style Fittings

Jaco Style Fittings

### Straight



Ref	Description	Fam.	Subfam.	Disp. Stock	
DE063	STRAIGHT FITTING 1/8" NPT x 1/4" TUBE	30	175	OK	
DE064	STRAIGHT FITTING 1/4" NPT x 1/4" TUBE	30	175	OK	
DE068	STRAIGHT FITTING 1/4" F NPT X 1/4" TUBE	30	175	OK	
DE069	STRAIGHT FITTING 3/8" NPT X 1/4" TUBE	30	175	OK	

### Elbows



Ref	Description	Fam.	Subfam.	Disp. Stock	
DE060	ELBOW FITTING 1/8" NPT x 1/4" TUBE	30	175	OK	
DE062	ELBOW FITTING 1/8" F NPT x 1/4" TUBE	30	175	OK	
DE061	ELBOW FITTING 1/4" NPT x 1/4" TUBE	30	175	OK	
DE070	ELBOW FITTING 3/8" NPT X 1/4" TUBE	30	175	OK	

### Tees



Ref	Description	Fam.	Subfam.	Disp. Stock	
DE065	TEE FITTING 1/4" NPT LATERAL X 1/4" TUBE	30	175	OK	
DE066	TEE FITTING 1/4" NPT CENTRAL X 1/4" TUBE	30	175	OK	
DE067	TEE FITTING 1/4" TUBE	30	175	OK	

Certificates	Manufacturer	Sectors
DM174-2004		Domestic



## Valves for Residential R.O. and Filtration System

### Saddle Valve



Saddle valve self piercing for residential R.O and filtration systems; suitable for copper piping; connection for 1/4" tubing; material brass with aluminium clamp.

Ref	Description	Fam.	Subfam.	Disp. Stock	
DE041	NEEDLE VALVE 1/4" TUBE	30	175	OK	

## Flow Restrictors - Check Valves



### In-Line Flow Restrictors

Quick connections 1/4" tube.

Ref	Description	Fam.	Subfam.	Disp. Stock	
DE105	IN LINE FLOW RESTRICTOR 150 MLM - 1/4" TUBE	30	175	OK	
DE106	IN LINE FLOW RESTRICTOR 300 MLM - 1/4" TUBE	30	175	OK	
DE107	IN LINE FLOW RESTRICTOR 400 MLM - 1/4" TUBE	30	175	OK	
DE108	IN LINE FLOW RESTRICTOR 550 MLM - 1/4" TUBE	30	175	OK	
DE109	IN LINE FLOW RESTRICTOR 600 MLM - 1/4" TUBE	30	175	OK	
DE110	IN LINE FLOW RESTRICTOR 800 MLM - 1/4" TUBE	30	175	OK	

Ref	Flow 60 psi (gpd)	Flow 60 psi (ml/min)
DE105	60	150
DE106	115	300
DE107	150	400
DE108	208	550
DE109	227	600
DE110	300	800





### JACO Style Check Valve

Jaco style elbow 1/8" x 1/4" tube complete with AISI check-valve.

Ref	Description	Fam.	Subfam.	Disp. Stock	
DE079	ELBOW 1/8"X1/4" TUBE W/STAINLESS STEEL CHECK VALV	30	175	OK	



### Elbowed Ball Valve

Material white plastic; connections 1/4" F NPT x 1/4" tubing.

Ref	Description	Fam.	Subfam.	Disp. Stock	
DE052	ELBOWED BALL VALVE 1/4" F NPT x 1/4" TUBE	30	175	OK	



### Automatic Shut-Off Valve

Material white ABS; connections 1/4" tubing; max pressure 125 psi (8,5 bar).

Ref	Description	Fam.	Subfam.	Disp. Stock	
DE038	SHUT-OFF VALVE 1/4" TUBE	30	175	OK	



## Storage Tanks for R.O. Systems

### PP Storage Tanks

- Pressurized storage tank for treated water;
- White colour;
- Connection ¼" NPT;
- Min. operating pressure 1 bar.



Ref	Description	Fam.	Subfam.	Disp. Stock	
DE032	PP/SS R.O STORAGE TANK 12 LT.	30	175	OK	
DE032A	PP/SS R.O STORAGE TANK 19 LT.	30	175	OK	

Ref	Diameter (mm)	Height (mm)	Max pressure (bar)
DE032	240	370	7,0
DE032A	280	400	7,0

Box: WxLxH	Box: Q.ty	Box: Weight	Pallet: WxLxH	Pallet: Q.ty	Pallet: Weight

Certificates	Manufacturer	Sectors
NSF58 CE		Domestic

### Steel Storage Tanks

- Pressurized storage tank for R.O water;
- Material painted steel, white colour;
- Connection 1" BSPP female;
- With threaded extension M 1" x ¼", with elbowed ball valve with connection ¾" tubing;
- Min. operating pressure 1 bar;
- Max operating pressure 7 bar;
- The pre-charge pressure is 0,5 bar (7 psi) +/- 0,14 bar (2 psi).



Ref	Description	Fam.	Subfam.	Disp. Stock	
DE096	S.S. RO STORAGE TANK 41 LT.	30	175	OK	
DE097	S.S. RO STORAGE TANK 75 LT.	30	175	OK	

Ref	Diameter (mm)	Height (mm)
DE096	390	575
DE097	390	770

Box: WxLxH	Box: Q.ty	Box: Weight	Pallet: WxLxH	Pallet: Q.ty	Pallet: Weight

Certificates	Manufacturer	Sectors
NSF58 CE		Domestic

## In-Line Cartridges

### R.O. compact assembly and accessories



Ref	Description	Fam.	Subfam.	Disp. Stock	
DE100	R.O. COMPACT GROUP	30	175	OK	
DE101	MEMBRANE 50 GPD FOR DE100	30	175	OK	
DE102A	PREFILTER CARTRIDGE SEDIMENT/CARBON BLOCK FOR EMPTY COMPACT R.O. ASSEMBLY	30	175	OK	
DE103	GAC POSTFILTR CARTRIDGE FOR EMPTY COMPACT R.O. ASSEMBLY	30	175	OK	



### Flexible 1/4" Tubing

Ref	Description	Fam.	Subfam.	Disp. Stock	
DE082	PVC TUBE WHITE 1/4" - ROLL 50 MT.	30	175	OK	
DE083	PE TUBE BLUE 1/4" - ROLL 50 MT.	30	175	OK	
DE084	PE TUBE BLACK 1/4" ROLL 50 MT.	30	175	OK	
DE086	PE TUBE RED 1/4" - ROLL 50 MT.	30	175	OK	
DE081	PE TUBE CLEAR 1/4" - ROLL 100 MT.	30	175	OK	



### Insert for Flexible 1/4" Tubing: CELCON material.

Ref	Description	Fam.	Subfam.	Disp. Stock	
DE059	PLASTIC INSERT FOR 1/4" TUBE	30	175	OK	



## Faucet

### Long Reach Faucet

- material chrome plated; connection for 1/4" tubing; complete with installation kit; threaded tube length 50 mm.

Ref	Description	Fam.	Subfam.	Disp. Stock	
DE037	LONG REACH FAUCET 1/4" TUBE	30	175	OK	

Certificates	Manufacturer	Sectors
		Domestic



### Quarter-Turn faucet

- metal and plastic chrome material;
- connection for 1/4" tubing;
- complete with installation kit;
- threaded tube length 71 mm.

Ref	Description	Fam.	Subfam.	Disp. Stock	
DE116	QUARTER - TURN FAUCET 1/4" TUBE	30	175	OK	

Certificates	Manufacturer	Sectors
		Domestic





## Pressure Gauge - Adapters - Valves

### Pressure Gauge

- pressure set 0 ÷ 10 bar;
- connection 1/8" M;
- diameter 25 mm.



Ref	Description	Fam.	Subfam.	Disp. Stock	
DE077	MANOMETER D.25 0-10 KG/CM2 1/8"	30	175	OK	

Certificates	Manufacturer	Sectors
		Domestic

### 3 Ways Adapter for Pressure Gauge

- plastic material;
- connections 1/8" F x 1/8" M x 1/4" tube.



Ref	Description	Fam.	Subfam.	Disp. Stock	
DE078	3-WAYS FITTING FOR MANOMETER 1/8 F X 1/8 M X 1/4TUBO	30	175	OK	

Certificates	Manufacturer	Sectors
		Domestic

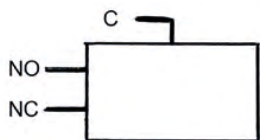
## High/low pressure switch

- Pressure 30 - 50 psi;
- Connections 1/4 tube;
- To use as high pressure switch contacts C and NC;
- To use as low pressure switch contacts C and NO.



Ref	Description	Fam.	Subfam.	Disp. Stock	
DE139	PRESSURE SWITCH PSH	30	175	OK	

Certificates	Manufacturer	Sectors
		Domestic





## Union connector

Ref	Description	Fam.	Subfam.	Disp. Stock	
DH073	UNION CONNECTOR 1/4" - 1/4"	30	175	OK	
DH075	UNION CONNECTOR 3/8" - 3/8"	30	175	OK	
DH079	UNION CONNECTOR 3/8" - 1/4"	30	175	OK	

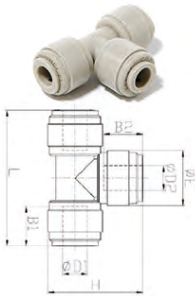
Ref	B1 (mm)	B2 (mm)	Ø E (mm)	L (mm)
DH073	16,9	16,9	15,5	36,2
DH075	20,2	20,2	20,0	42,9
DH079	20,2	16,9	20,0	42,1



## Union elbow

Ref	Description	Fam.	Subfam.	Disp. Stock	
DH083	UNION ELBOW 1/4" - 1/4"	30	175	OK	
DH085	UNION ELBOW 3/8" - 3/8"	30	175	OK	


Ref	B1 (mm)	B2 (mm)	Ø E 1 (mm)	Ø E 2 (mm)	L (mm)	H (mm)
DH083	16,9	16,9	15,5	15,5	28,8	28,8
DH085	20,2	20,2	20,0	20,0	35,9	35,9



## Union T

Ref	Description	Fam.	Subfam.	Disp. Stock	
DH093	UNION TEE 1/4" - 1/4" - 1/4"	30	175	OK	
DH095	UNION TEE 3/8" - 3/8" - 3/8"	30	175	OK	

Ref	B1 (mm)	B2 (mm)	B3 (mm)	Ø E (mm)	L (mm)	H (mm)
DH093	16,9	16,9	16,9	15,5	42,0	28,8
DH095	20,2	20,2	20,2	20,0	51,8	35,9



## Two way divider

Ref	Description	Fam.	Subfam.	Disp. Stock	
DH103	TWO WAY DIVIDER 1/4" - 1/4" - 1/4"	30	175	OK	
DH105	TWO WAY DIVIDER 3/8" - 3/8" - 3/8"	30	175	OK	


Ref	B1 (mm)	B2 (mm)	Ø P1 (mm)	Ø P2 (mm)	L (mm)	J (mm)	C (mm)
DH103	16,9	16,9	15,5	15,5	38,8	15,5	3,3
DH105	20,2	20,2	20,0	20,0	46,4	20,0	4,5



## Fittings

- Suitable for residential R.O. and filtration systems;
- Designed for water, food and air contact but can be used with selected gases, vacuum & other liquids;
- DM 174 (Italy) dated 06/04/2004 compliant about materials suitable for contact with water for human consumption;
- In compliance with the sanitary certification ACS (France);
- In acetal resin grey color, non-toxic and NSF approved material; Pressure max 16 bar @ 25°C.

### Male connector NPT



Ref	Description	Fam.	Subfa m.	Disp. Stock	
DH005	MALE CONNECTOR 1/8" NPT WITH D=1/4"	30	175	OK	
DH006	MALE CONNECTOR 1/4" NPT WITH D=1/4"	30	175	OK	
DH007	MALE CONNECTOR 3/8" NPT WITH D=1/4"	30	175	OK	
DH012	MALE CONNECTOR 1/8" NPT WITH D=3/8"	30	175	OK	
DH013	MALE CONNECTOR 1/4" NPT WITH D=3/8"	30	175	OK	
DH014	MALE CONNECTOR 3/8" NPT WITH D=3/8"	30	175	OK	

Ref	A (mm)	B (mm)	Ø E (mm)	H (mm)	L (mm)
DH005	9,1	16,9	17,8	15,8	27,0
DH006	13,2	16,9	17,8	15,8	27,0
DH007	13,8	16,9	21,4	19,0	26,1
DH012	9,1	20,2	23,0	20,6	30,4
DH013	13,2	20,2	23,0	20,6	34,3
DH014	13,8	20,2	23,0	20,6	29,9



### Female adapter NPTF

Ref	Description	Fam.	Subfa m.	Disp. Stock	
DH021	FEMALE ADAPTER 1/8" NPT WITH D=1/4"	30	175	OK	
DH022	FEMALE ADAPTER 1/4" NPT WITH D=1/4"	30	175	OK	
DH023	FEMALE ADAPTER 1/4" NPT WITH D=3/8"	30	175	OK	

Ref	Ø P (mm)	A (mm)	B (mm)	Ø E (mm)	H (mm)	L (mm)
DH021	15,5	11,5	16,9	19,0	17	30,9
DH022	15,5	11,5	16,9	21,5	19	30,9
DH023	20,0	11,5	20,2	21,5	19	34,2



### Male elbow NPT


Ref	Description	Fam.	Subfa m.	Disp. Stock	
DH033	MALE ELBOW 1/8" NPT WITH D=1/4"	30	175	OK	
DH034	MALE ELBOW 1/4" NPT WITH D=1/4"	30	175	OK	
DH035	MALE ELBOW 3/8" NPT WITH D=1/4"	30	175	OK	
DH038	MALE ELBOW 1/4" NPT WITH D=3/8"	30	175	OK	
DH039	MALE ELBOW 3/8" NPT WITH D=3/8"	30	175	OK	

Ref	Ø P (mm)	A (mm)	B (mm)	E (mm)	H (mm)	L (mm)
DH033	15,5	9,1	16,9	26,4	11,0	25,6
DH034	15,5	13,2	16,9	31,9	11,0	27,0
DH035	15,5	13,8	16,9	32,7	11,0	28,9
DH038	20,0	13,2	20,2	35,2	14,3	31,8
DH039	20,0	13,8	20,2	35,8	14,3	33,9



## Fittings

### Bulkhead connector



Ref	Description	Fam.	Subfam.	Disp. Stock	
DH052	BULKHEAD CONNECTOR 1/4" - 1/4"	30	175	OK	
DH054	BULKHEAD CONNECTOR 3/8" - 3/8"	30	175	OK	

Ref	T	B1 (mm)	B2 (mm)	H1 (mm)	H2 (mm)	L (mm)
DH052	M17	16,9	16,9	19	21	35,7
DH054	M24	20,2	20,2	24	25,5	42,4

### Union elbow tube with stem



Ref	Description	Fam.	Subfam.	Disp. Stock	
DH063	UNION ELBOW TUBE WITH STEM 1/4" - 1/4"	30	175	OK	
DH065	UNION ELBOW TUBE WITH STEM 3/8" - 3/8"	30	175	OK	
DH067	UNION ELBOW TUBE WITH STEM 3/8" - 1/4"	30	175	OK	

Ref	Ø P (mm)	A (mm)	B (mm)	E (mm)	L (mm)
DH063	15,5	21,0	16,9	34,8	25,1
DH065	20,0	24,8	20,2	43,2	31,4
DH067	17,6	22,5	17,5	38,3	27,7

### Union connector



Ref	Description	Fam.	Subfam.	Disp. Stock	
DH073	UNION CONNECTOR 1/4" - 1/4"	30	175	OK	
DH075	UNION CONNECTOR 3/8" - 3/8"	30	175	OK	
DH079	UNION CONNECTOR 3/8" - 1/4"	30	175	OK	

Ref	B1 (mm)	B2 (mm)	Ø E (mm)	L (mm)
DH073	16,9	16,9	15,5	36,2
DH075	20,2	20,2	20,0	42,9
DH079	20,2	16,9	20,0	42,1

### Bulkhead flow regulators



Ref	Description	Fam.	Subfam.	Disp. Stock	
DH157	BULKHEAD FLOW REGULATOR WITH D=1/4"	30	175	OK	
DH158	BULKHEAD FLOW REGULATOR WITH D=3/8"	30	175	OK	

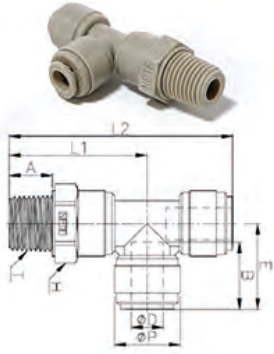
Ref	T	Ø P (mm)	A (mm)	B (mm)	E1 (mm)	E2 (mm)	H (mm)	L min (mm)	L max (mm)
DH157	M12	15,5	5,0	16,9	22,2	44,4	16	45,5	50,4
DH158	M15	20,0	6,0	19,8	26,1	52,1	19	52,7	58,4






## Fittings

### Male Swivel run tee NPT



Ref	Description	Fam.	Subfam.	Disp. Stock
DH122	MALE SWIVEL RUN TEE 1/4" NPT WITH D=1/4"	30	175	OK
DH124	MALE SWIVEL RUN TEE 3/8" NPT WITH D=3/8"	30	175	OK


Ref	Ø P (mm)	A (mm)	B (mm)	E (mm)	H (mm)	L1 (mm)	L2 (mm)
DH122	15,5	13,2	16,9	21,0	17,46	36,9	57,9
DH124	20,0	13,0	20,2	25,9	21,4	41,8	67,7



### Check valves

Ref	Description	Fam.	Subfam.	Disp. Stock
DH131	CHECK VALVES 1/4"	30	175	OK
DH133	CHECK VALVES 3/8"	30	175	OK

Ref	Ø P (mm)	B (mm)	L (mm)
DH131	15,5	16,1	45,5
DH133	20,0	19,5	57,8



### 2 ways hand valves

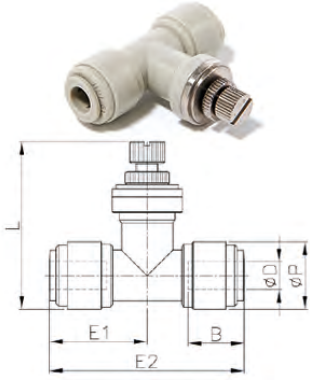
Ref	Description	Fam.	Subfam.	Disp. Stock
DH141	2 WAYS HAND VALVES 1/4"	30	175	OK
DH143	2 WAYS HAND VALVES 3/8"	30	175	OK

Ref	Ø D1 Co nnection (inch)	Ø D2 Co nnection (inch)	B1 (mm)	B2 (mm)	Ø P1 (mm)	Ø P2 (mm)	L1 (mm)	L2 (mm)	E (mm)	Ø C (mm)
DH141	1/4"	1/4"	16,1	16,1	15,5	15,5	9,5	34,5	51,7	19,2
DH143	3/8"	3/8"	202	20,2	20,2	20,2	12,5	42,3	63,2	24,2



## Fittings

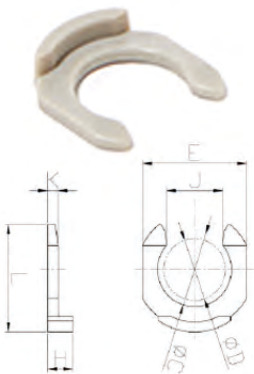
### Flow regulators



Ref	Description	Fam.	Subfam.	Disp. Stock	
DH167	FLOW REGULATOR WITH D=1/4"	30	175	OK	
DH168	FLOW REGULATOR WITH D=3/8"	30	175	OK	

Ref	ø P (mm)	B (mm)	L min (mm)	L max (mm)	E1 (mm)	E2 (mm)
DH167	15,5	16,9	45,5	42,7	22,2	44,4
DH168	20,0	19,8	57,8	49,7	26,1	52,1

### Locking clips



Ref	Description	Fam.	Subfam.	Disp. Stock	
DH193	LOCKING CLIPS FOR FITTINGS 1/4"	30	175	OK	
DH195	LOCKING CLIPS FOR FITTINGS 3/8"	30	175	OK	

Ref	ø D Connection (inch)	ø C (mm)	E (mm)	L (mm)	H (mm)	J (mm)	K (mm)
DH193	06 - 1/4"	8,0	11,6	11,6	3,1	6,4	1,3
DH195	10 - 3/8"	11,8	16,0	16,4	3,4	9,2	1,4

### Male swivel tee NPTF



Ref	Description	Fam.	Subfam.	Disp. Stock	
DH112	MALE SWIVEL TEE 1/4" NPT WITH D=1/4"	30	175	OK	
DH114	MALE SWIVEL TEE 3/8" NPT WITH D=3/8"	30	175	OK	

Ref	ø P (mm)	A (mm)	B (mm)	E (mm)	H (mm)	L (mm)
DH112	15,5	13,2	16,9	21,0	17,46	36,9
DH114	20,0	13,0	20,2	25,9	21,4	41,8



## PRF-RO Reverse Osmosis System



- Suitable for residential and commercial application use;
- Compact and reliable system that better suits the flow requirements of small and mid-sized businesses;
- No storage tank needed;
- Works with Line Pressure;
- No Pump or Electricity;
- Very easy installation with quick connections;
- Virtually Maintenance Free (change cartridges fast and easy);
- Consisting of Nr.1 Carbon Pre-Filter, Nr.2 R.O. Membrane Elements and Nr.1 Carbon Post-Filter.

Ref	Description	Fam.	Subfam.	Disp. Stock
DE904	KIT R.O. PRF-RO SYSTEM P/N 4000462 WITH FAUCET	30	179	OK

Ref	P.N.	Description
DE904	4000462	KIT R.O. PRF-RO SYSTEM P/N 4000462 WITH FAUCET

OPERATING CONDITIONS	MINIMUM	MAXIMUM
Inlet Pressure	2,8 bar (40 psi)	5,5 bar (80 psi)
Inlet Temperature (°C)	4	38
Inlet TDS (mg/l)	50	2.000
Inlet Hardness (°F)	0	20
Inlet Chlorine (mg/l)	0	1,0
Inlet Iron (mg/l)	0	0,1
Inlet Manganese (mg/l)	0	0,05

**Salt Rejection: Minimum 90%, Medium 93%.**

TUBING/FITTING DIMENSIONS	
Inlet Tubing (natural tubing)	½"
Concentrate Tubing (black tubing)	¾"
Permeate Tubing (blue tubing)	¾"
Drain Tubing (red tubing) for airgap installation	½"
Drain connection	¾" o ½"
Carbon Post-Filter	¾" quick disconnect fittings

### Filter/Membrane Performance Specifications:

Filter Type	Length (mm)	Diameter (mm)	Flow Rate (lpm)	Flow Rate (gpm)	Average Life (months)
Carbon Pre-Filter	432	74	14,20	3,75	6 ( or 19.000 Liters )
RO Element	476	80	0,95	0,25	24 ÷ 48
Carbon Post-Filter	254	51	2,80	0,75	6 ( or 19.000 Liters )

Box: WxLxH	Box: Q.ty	Box: Weight	Pallet: WxLxH	Pallet: Q.ty	Pallet: Weight

Certificates	Manufacturer	Sectors
	Pentair	Domestic, Industrial



## PRF-RO Reverse Osmosis System

### Spare parts of PRF-RO Reverse Osmosis System:

Ref	Description	Fam.	Subfam.	Disp. Stock	
DE920	MEMBRANE R.O. MERLIN P/N 4000569	30	179	OK	
DE923	CARBON CARTRIDGE PRE FILTER P/N 3038333	30	179	OK	
DE924	PRE FILTER CARTRIDGE SEDIMENT 10 MICRON P/N 1266690	30	179	OK	
DE926	CARBON IN LINE POSTFILTER P/N 255526-09	30	179	OK	

Ref	P.N.	Description
DE920	4000569	MEMBRANE R.O. MERLIN P/N 4000569
DE923	3038333	CARBON CARTRIDGE PRE FILTER P/N 3038333
DE924	1266690	PRE FILTER CARTRIDGE SEDIMENT 10 MICRON P/N 1266690
DE926	255526-09	CARBON IN LINE POSTFILTER P/N 255526-09