

## **Valves, controllers and accessories AUTOTROL, CLACK, FLECK, RUNXIN**





## Autotrol Residential Valves Series 368

- For automatic and residential water softening systems;
- Valve body in NSF listed Noryl plastic material;
- Valve rubber compounded for cold water, NSF listed material;
- Operating flow rate Kv = 3,68;
- Backwash flow rate = 10 lpm @ Δp 1,72 bar;
- Resin volume range = 5 ÷ 25 litres;
- Available with the following controllers:
- 604 electronic chronometric; 606 electronic volumetric;
- With European transformer 12/230V - 50Hz;
- Accessories (e.g. upper screen, etc.) not included;
- Programmable chronometric regeneration (calendar override) and consumption statistical data memory.

Ref	Description	Fam.	Subfam.		
AB300	VAL.368/604 3/4" M REFILL.14 INJ E DLFC 0.9 GPM 12/230V 50HZ EURO PLUG	10	26		
AB301	VAL.368/604 3/4" M REFILL.14 INJ F DLFC 1.20 GPM12/230V 50HZ EURO PLUG	10	26		
AB302	VAL.368/604 3/4" M REFILL.14 INJ G DLFC 1.60 GPM12/230V 50HZ EURO PLUG	10	26		
AB303	VAL.368/604 3/4" M REFILL.14 INJ H DLFC 2.00 GPM12/230V 50HZ EURO PLUG	10	26		
AB400	VAL.368/606 3/4" M REFILL.14 INJ E DLFC 0.9 GPM 12/230V 50HZ EURO PLUG	10	27		
AB401	VAL.368/606 3/4" M REFILL.14 INJ F DLFC 1.20 GPM12/230V 50HZ EURO PLUG	10	27		
AB402	VAL.368/606 3/4" M REFILL.14 INJ G DLFC 1.60 GPM12/230V 50HZ EURO PLUG	10	27		
AB403	VAL.368/606 3/4" M REFILL.14 INJ H DLFC 2.00 GPM12/230V 50HZ EURO PLUG	10	27		
AB500	VAL.368/606 3/4" M REF.14 INJ E DLFC 0.9 GPM 12/230V 50HZ EUR P+ BYPASS	10	28		
AB501	VAL.368/606 3/4" M REF.14 INJ F DLFC 1.20 GPM 12/230V 50HZ EUR P+ BYPASS	10	28		
AB502	VAL.368/606 3/4" M REF.14 INJ G DLFC 1.60 GPM 12/230V 50HZ EUR P+ BYPASS	10	28		
AB503	VAL.368/606 3/4" M REF.14 INJ H DLFC 2.00 GPM 12/230V 50HZ EUR P+ BYPASS	10	28		

Characteristics:	
Pressure vessel connection	Threaded 2 1/2" 8 UN male
Brine line connection	Threaded 3/8" NPT male
Distributor tube O. D. diameter	1,05" (= 27 mm)
Distributor tube length above pressure vessel	± 1/2" (= ± 13 mm)
Weight (valve + controller)	1,7 kg
Operating pressure	1,38 ÷ 8,27 bar
Water temperature	2°C ÷ 38°C

Box: WxLxH	Box: Q.ty	Box: Weight	Pallet: WxLxH	Pallet: Q.ty	Pallet: Weight
28x80x35	4	11,4	120x80x225	96	29,0

Certificates	Manufacturer	Sectors
DM174-2004 ACS CE, EAC	Pentair	Domestic, Commercial



## Autotrol Residential Valves Series 255 with 460 tc Controller

- For automatic and residential water softening systems;
- valve body in NSF listed Noryl plastic material;
- valve rubber compounded for cold water, NSF listed material;
- operating flow rate  $K_v = 3,4$ ;
- backwash flow rate = 22,7 lpm @  $\Delta p$  1,72 bar;
- resin volume range = 5 ÷ 75 litres;
- available with series 400 controller;
- 460tc electronic chronometric;
- with European transformer 12/230V - 50Hz;
- adapters and manifold kit not included, to order separately;
- accessories (e.g. upper screen, etc.) not included.

Ref	Description	Fam.	Subfam.		
AA310	VALV. 255/460tc 59' A-A 07 12/220V 50HZ SYM	10	5		
AA311	VALV. 255/460tc 59' A-A 08 12/220V 50HZ SYM	10	5		
AA313	VALV. 255/460tc 118' A-A 08 12/220V 50HZ SYM	10	5		
AA315	VALV. 255/460TC 118' B-B 10 12/220V 50HZ SYM	10	5		

Characteristics :	
Pressure vessel connection	Threaded 2 1/2" 8 UN male
Brine line connection	Threaded 1/4" NPT male
Distributor tube O. D. diameter	1,05" (= 27 mm)
Distributor tube length above pressure vessel	29 ± 3 mm
Weight (valve + controller)	1,8 kg
Operating pressure	1,38 ÷ 8,27 bar
Water temperature	2°C ÷ 38°C

Box: WxLxH	Box: Q.ty	Box: Weight	Pallet: WxLxH	Pallet: Q.ty	Pallet: Weight
	4				

Certificates	Manufacturer	Sectors
DM174-2004 ACS CE, EAC	Pentair	Domestic



## Autotrol Residential Valves Series 255 with Series Logix Controller

- For automatic and residential water softening systems;
- valve body in NSF listed Noryl plastic material;
- valve rubber compounded for cold water, NSF listed material; operating flow rate Kv = 3,4;
- backwash flow rate = 22,7 lpm @ Δp 1,72 bar;
- resin volume range = 5 ÷ 75 litres;
- available with series LOGIX controller:
- 740 C electronic chronometric;
- 760 C electronic volumetric;
- 742 C electronic chronometric programmable;
- 762 C electronic volumetric programmable;
- with European transformer 12/230V - 50Hz;
- adapters and manifold kit not included, to order separately;
- accessories (e.g. upper screen, etc.) not included.

Ref	Description	Fam.	Subfam.		
AA203E	VALV. 255/740C BW 07 INJ F SYMBOL 12/230V 50HZ EURO PLUG	10	6		
AA212E	VALV. 255/740C BW 10 INJ J SYMBOL 12/230V 50HZ EURO PLUG	10	6		
AA212EE	VALV. 255/740C BW 10 INJ J SYMBOL 12/230V 50HZ ENG. PLUG	10	6		
AA101E	VALV. 255/742C .33 F 07 SYMBOL 12/230V 50HZ EUROPLUG	10	7		
AA104E	VALV. 255/742C .33 J 10 SYMBOL 12/230V 50HZ EUROPLUG	10	7		
AC203E	VALV. 255/760C BW 07 INJ F SYMBOL 12/230V 50HZ EURO PLUG	10	16		
AC206E	VALV. 255/760C BW 08 INJ G SYMBOL 12/230V 50HZ EURO PLUG	10	16		
AC209E	VALV. 255/760C BW 09 INJ H SYMBOL 12/230V 50HZ EURO PLUG	10	16		
AC212E	VALV. 255/760C BW 10 INJ J SYMBOL 12/230V 50HZ EURO PLUG	10	16		
AC212EE	VALV. 255/760C BW 10 INJ J SYMBOL 12/230V 50HZ ENG. PLUG	10	16		
AC215E	VALV. 255/760C BW 12 INJ K SYMBOL 12/230V 50HZ EURO PLUG	10	16		
AC218E	VALV. 255/760C BW 13 INJ L SYMBOL 12/230V 50HZ EURO PLUG	10	16		
AC221E	VALV. 255/760C BW 14 INJ L SYMBOL 12/230V 50HZ EURO PLUG	10	16		
AC101E	VALV. 255/762C .33 F 07 SYMBOL 12/230V 50HZ EUROPLUG	10	17		
AC102E	VALV. 255/762C .33 G 08 SYMBOL 12/230V 50HZ EUROPLUG	10	17		
AC104E	VALV. 255/762C .33 J 10 SYMBOL 12/230V 50HZ EUROPLUG	10	17		
AC105E	VALV. 255/762C .33 K 12 SYMBOL 12/230V 50HZ EUROPLUG	10	17		
AC106E	VALV. 255/762C .33 L 13 SYMBOL 12/230V 50HZ EUROPLUG	10	17		

Characteristics :	
Pressure vessel connection	Threaded 2 ½" 8 UN male
Brine line connection	Threaded ¼" NPT male
Distributor tube O. D. diameter	1,05" (= 27 mm)
Distributor tube length above pressure vessel	29 ± 3 mm
Weight (valve + controller)	1,8 kg
Operating pressure	1,38 ÷ 8,27 bar
Water temperature	2°C ÷ 38°C

Box: WxLxH	Box: Q.ty	Box: Weight	Pallet: WxLxH	Pallet: Q.ty	Pallet: Weight
40x55x50	4	14,3	120x80x210	64	245

Certificates	Manufacturer	Sectors
DM174-2004, ACS, CE, EAC	Pentair	Domestic



## Signature Autotrol Residential Valves Kit Series 255 with Series Logix Controller

- the kit includes 36 Autotrol Valves 255-760C;
- for automatic and residential water softening systems;
- valve body in NSF listed Noryl plastic material;
- valve rubber compounded for cold water, NSF listed material; operating flow rate Kv = 3,4;
- backwash flow rate = 22,7 lpm @  $\Delta p$  1,72 bar;
- resin volume range = 5 ÷ 75 litres;
- available with 760 C electronic volumetric LOGIX controller;
- with European transformer 12/230V - 50Hz;
- each kit includes 36 pieces of each following items: 256 Bypass, Kit Mounting 255 - 1" 60"L, Coude 1/2", Fittings Union Elbow 3/8" x 3/8" Tube;
- any other adapter, manifold or accessory is not included.

NOTE: these products are not available in stock.

Ref	Description	Fam.	Subfam.		
SIG255WQ-001	255 MTD + 760C WITH ACCESSORIES - 06	10	16		
SIG255WQ-002	255 MTD + 760C WITH ACCESSORIES - 07	10	16		
SIG255WQ-003	255 MTD + 760C WITH ACCESSORIES - 08	10	16		
SIG255WQ-004	255 MTD + 760C WITH ACCESSORIES - 10	10	16		

Characteristics :	
Pressure vessel connection	Threaded 2 ½" 8 UN male
Brine line connection	Threaded ¼" NPT male
Distributor tube O. D. diameter	1,05" (= 27 mm)
Distributor tube length above pressure vessel	29 ± 3 mm
Weight (valve + controller)	1,8 kg
Operating pressure	1,38 ÷ 8,27 bar
Water temperature	2°C ÷ 38°C

Box: WxLxH	Box: Q.ty	Box: Weight	Pallet: WxLxH	Pallet: Q.ty	Pallet: Weight

Certificates	Manufacturer	Sectors
DM174-2004, ACS, CE, EAC	Pentair	Domestic





## Residential Duplex Systems with Autotrol Valves Series 255 Twin and 764 Controller


- For automatic and residential / commercial water softening systems;
- For twin alternating and twin parallel systems;
- consisting of n.2 valves (one "main" and another one "secondary") with 764 electronic volumetric;
- with European transformer 12/230V - 50Hz;
- valve body in NSF listed Noryl plastic material;
- valve rubber compounded for cold water, NSF listed material;
- operating flow rate for each tank  $K_v = 3,4$ ;
- backwash flow rate for each tank = 22,7 lpm @  $\Delta p$  1,72 bar;
- resin volume range for each tank = 5 ÷ 75 litres;
- interconnection kit (REF. AV119) and accessories (e.g. upper screen, etc.) not included, to order separately.

Ref	Description	Fam.	Subfam.		
AF054E	VALV. 255/764 TWIN BW 10 INJ J SYMBOL 12/230V 50HZ EURO PLUG	10	30		
AF056E	VALV. 255/764 TWIN BW 13 INJ L SYMBOL 12/230V 50HZ EURO PLUG	10	30		

Characteristics:	
Pressure vessel connection	Threaded 2 ½" 8 UN male
Drain line connection	Threaded ½" male, included in interconnection kit
Brine line connection	Threaded ¼" NPT male
Distributor tube O. D. diameter	1,05" (= 27 mm)
Distributor tube length above pressure vessel	29 ± 3 mm
Weight (valve + controller)	1,8 kg
Operating pressure	1,38 ÷ 8,27 bar
Water temperature	2°C ÷ 38°C

Box: WxLxH	Box: Q.ty	Box: Weight	Pallet: WxLxH	Pallet: Q.ty	Pallet: Weight
	2				

Certificates	Manufacturer	Sectors
DM174-2004, ACS, CE, EAC	Pentair	Domestic





## Autotrol Residential Valves Series 263 with 460tc Controller

- For automatic and residential water filtration systems;
- with 460tc electronic chronometric controller;
- valve body in NSF listed Noryl plastic material;
- valve rubber compounded for cold water, NSF listed material;
- operating flow rate  $K_v = 5,6$ ;
- backwash flow rate = 75,7 lpm @  $\Delta p$  1,72 bar;
- with European transformer 12/230V - 50Hz;
- adapters and manifold kit not included, to order separately;
- accessories (ex. upper screen, etc.) not included.

Ref	Description	Fam.	Subfam.		
AL060	VALV. 263/460tc 118' BW 12 - 12V.50 HZ SYM	10	45		

Characteristics :	
Pressure vessel connection	Threaded 2 1/2" 8 UN male
Drain line connection	Threaded 3/4" NPT, male
Brine line connection	Threaded 3/8" NPT, male
Distributor tube O. D. diameter	1,05" (= 27 mm)
Distributor tube length above pressure vessel	29 ± 3 mm
Weight (valve + controller)	2,00 kg
Operating pressure	1,38 ÷ 8,27 bar
Water temperature	2°C ÷ 38°C

Box: WxLxH	Box: Q.ty	Box: Weight	Pallet: WxLxH	Pallet: Q.ty	Pallet: Weight
	4				

Certificates	Manufacturer	Sectors
DM174-2004, ACS, CE, EAC	Pentair	Domestic





## Autotrol Residential Valves Series 268 with Series Logix Controller



- For automatic and residential water softening systems;
- valve body in NSF listed Noryl plastic material;
- valve rubber compounded for cold water, NSF listed material;
- operating flow rate Kv = 5,6;
- backwash flow rate = 75,7 lpm @ Δp 1,72 bar;
- resin volume range = 30 ÷ 125 litres;
- available with series LOGIX controller:
- 740 C electronic chronometric;
- 760 C electronic volumetric;
- 742 C electronic chronometric programmable;
- 762 C electronic volumetric programmable;
- with European transformer 12/230V - 50Hz;
- adapters and manifold kit not included, to order separately;
- accessories (e.g. upper screen, etc.) not included.

Ref	Description	Fam.	Subfam.		
AM218E	VALV. 268/740C BW 13 INJ L SYMBOL 12/230V 50HZ EURO PLUG	10	47		
AM061E	VALV. 268/742C .33 J 10 SYMBOL 12/230V 50HZ EUROPLUG	10	46		
AM062E	VALV. 268/742C .33 K 12 SYMBOL 12/230V 50HZ EUROPLUG	10	46		
AP221E	VALV. 268/760C BW 14 INJ L SYMBOL 12/230V 50HZ EURO PLUG	10	49		
AP042E	VALV. 268/762C .33 K 12 SYMBOL 12/230V 50HZ EUROPLUG	10	51		
AP044E	VALV. 268/762C .33 L 14 SYMBOL 12/230V 50HZ EUROPLUG	10	51		

Characteristics:	
Pressure vessel connection	Threaded 2 ½" 8 UN male
Drain line connection	Threaded ¾" NPT, male
Brine line connection	Threaded ¾" NPT, male
Distributor tube O. D. diameter	1,05" (= 27 mm)
Distributor tube length above pressure vessel	½" ± ½" (= 13 ± 13 mm)
Weight (valve + controller)	2,42 kg
Operating pressure	1,38 ÷ 8,27 bar
Water temperature	2°C ÷ 38°C

Box: WxLxH	Box: Q.ty	Box: Weight	Pallet: WxLxH	Pallet: Q.ty	Pallet: Weight
	4				

Certificates	Manufacturer	Sectors
DM174-2004, ACS, CE, EAC	Pentair	Domestic





## Autotrol Residential Valves Series 263 with Series Logix Controller



- For automatic and residential water filtration systems;
- valve body in NSF listed Noryl plastic material;
- valve rubber compounded for cold water, NSF listed material;
- operating flow rate  $K_v = 5,6$ ;
- backwash flow rate = 75,7 lpm @  $\Delta p$  1,72 bar;
- available with series LOGIX controller:
- 740 F electronic chronometric;
- 760 F electronic volumetric;
- 742 F electronic chronometric programmable;
- 762 F electronic volumetric programmable;
- with European transformer 12/230V - 50Hz;
- adapters and manifold kit not included, to order separately;
- accessories (e.g. upper screen, etc.) not included.

Ref	Description	Fam.	Subfam.		
AL209E	VALV. 263/740F BW 13 INJ H SYMBOL 12/230V 50HZ EURO PLUG	10	43		
AL215E-00	VALV.263/740F NO BW INJ K SYMBOL 12/230V 50HZ EURO PLUG	10	43		
AL075E-00	VALV.263/742F NO BW INJ L SYMBOL 12/230V 50HZ EURO PLUG	10	41		

Characteristics:	
Pressure vessel connection	Threaded 2 1/2" 8 UN male
Drain line connection	Threaded 3/4" NPT, male
Brine line connection	Threaded 3/8" NPT, male
Distributor tube O. D. diameter	1,05" (= 27 mm)
Distributor tube length above pressure vessel	1/2" $\pm$ 1/2" (= 13 $\pm$ 13 mm)
Weight (valve + controller)	2,42 kg
Operating pressure	1,38 $\div$ 8,27 bar
Water temperature	2°C $\div$ 38°C

Box: WxLxH	Box: Q.ty	Box: Weight	Pallet: WxLxH	Pallet: Q.ty	Pallet: Weight
	4				

Certificates	Manufacturer	Sectors
DM174-2004, ACS, CE, EAC	Pentair	Domestic



## Signature Autotrol Residential Valves Kit 263-740F



- the kit includes 48 Autotrol Valves 263-740F;
- for automatic and residential water filtration systems;
- valve body in NSF listed Noryl plastic material;
- valve rubber compounded for cold water, NSF listed material;
- operating flow rate  $K_v = 5,6$ ;
- backwash flow rate = 75,7 lpm @  $\Delta p$  1,72 bar;
- with 740 F electronic chronometric LOGIX controller;
- with European transformer 12/230V - 50Hz;
- the kit includes 48 pieces of each following items: 1265 Bypass, Distributor Basket Top 1,05", FTG Hose Adapter Elbow 1,2" Hose 3/4";
- any other adapter, manifold or accessory is not included.

NOTE: this product is not available in stock.

Ref	Description	Fam.	Subfam.		
SIG263WC-001	263 + 740F	10	43		

Characteristics:	
Pressure vessel connection	Threaded 2 1/2" 8 UN male
Drain line connection	Threaded 3/4" NPT, male
Brine line connection	Threaded 3/8" NPT, male
Distributor tube O. D. diameter	1,05" (= 27 mm)
Distributor tube length above pressure vessel	1/2" $\pm$ 1/2" (= 13 $\pm$ 13 mm)
Weight (valve + controller)	2,42 kg
Operating pressure	1,38 $\div$ 8,27 bar
Water temperature	2°C $\div$ 38°C

Box: WxLxH	Box: Q.ty	Box: Weight	Pallet: WxLxH	Pallet: Q.ty	Pallet: Weight

Certificates	Manufacturer	Sectors
DM174-2004, ACS, CE, EAC	Pentair	Domestic



## Autotrol Residential Valves Series 268FA with Series Logix Controller



- For automatic and residential water 5 cycles iron removal systems;
- valve body in NSF listed Noryl plastic material;
- valve rubber compounded for cold water, NSF listed material;
- operating flow rate Kv = 5,6;
- backwash flow rate = 75,7 lpm @  $\Delta p$  1,72 bar;
- available with series LOGIX controller:
- 742 F electronic chronometric programmable;
- 762 F electronic volumetric programmable;
- with European transformer 12/230V - 50Hz;
- adapters and manifold kit not included, to order separately;
- accessories (e.g. upper screen, etc.) not included.

Ref	Description	Fam.	Subfam.		
AQ066E	VALV. 268FA/742 BW 10 GPM (13") INJ L SYMBOL 12/230V 50HZ EURO PLUG	10	48		

Characteristics :	
Pressure vessel connection	Threaded 2 1/2" 8 UN male
Drain line connection	Threaded 3/4" NPT, male
Brine line connection	Threaded 3/8" NPT, male
Distributor tube O. D. diameter	1,05" (= 27 mm)
Distributor tube length above pressure vessel	1/2" $\pm$ 1/2" (= 13 $\pm$ 13 mm)
Weight (valve + controller)	2,42 kg
Operating pressure	1,38 $\div$ 8,27 bar
Water temperature	2°C $\div$ 38°C

Box: WxLxH	Box: Q.ty	Box: Weight	Pallet: WxLxH	Pallet: Q.ty	Pallet: Weight
	4				

Certificates	Manufacturer	Sectors
DM174-2004, ACS, CE, EAC	Pentair	Domestic



## Autotrol Residential Valves Series 278 with Series Logix Controller



- For automatic water softening systems with high resin volume;
- valve body in NSF listed Noryl plastic material;
- valve rubber compounded for cold water, NSF listed material;
- operating flow rate Kv = 5,6;
- backwash flow rate = 75,7 lpm @  $\Delta p$  1,72 bar;
- resin volume range = 45 ÷ 225 litres;
- available with series LOGIX controller:
- 742 C electronic chronometric programmable;
- 762 C electronic volumetric programmable;
- with European transformer 12/230V - 50Hz;
- adapters and manifold kit not included, to order separately;
- accessories (e.g. upper screen, etc.) not included.

Ref	Description	Fam.	Subfam.		
AR104E	VALV. 278/742C 1.3 M 14 SYMBOL 12/230V 50HZ EUROPLUG	10	60		
AR105E	VALV. 278/742C 1.3 N 16 (7 GPM) SYMBOL 12/230V 50HZ EURO PLUG	10	60		
AR106E	VALV. 278/742C 1.3 Q 18 (9 GPM) SYMBOL 12/230V 50HZ EURO PLUG	10	60		
AR114E	VALV. 278/762C 1.3 M 14 SYMBOL 12/230V 50HZ EUROPLUG	10	60		
AR115E	VALV. 278/762C 1.3 N 16 (7 GPM) SYMBOL 12/230V 50HZ EURO PLUG	10	60		
AR116E	VALV. 278/762C 1.3 Q 18 (9 GPM) SYMBOL 12/230V 50HZ EURO PLUG	10	60		
AR117E	VALV. 278/762C 1.3 R 21 (12 GPM) SYMBOL 12/230V 50HZ EURO PLUG	10	60		

Characteristics :	
Pressure vessel connection	Threaded 2 ½" 8 UN male
Drain line connection	Threaded ¾" NPT, male
Brine line connection	Threaded ¾" NPT, male
Distributor tube O. D. diameter	1,05" (= 27 mm)
Distributor tube length above pressure vessel	½" ± ½" (= 13 ± 13 mm)
Weight (valve + controller)	2,42 kg
Operating pressure	1,38 ÷ 8,27 bar
Water temperature	2°C ÷ 38°C

Box: WxLxH	Box: Q.ty	Box: Weight	Pallet: WxLxH	Pallet: Q.ty	Pallet: Weight
	4				

Certificates	Manufacturer	Sectors
DM174-2004, CS, CE, EAC	Pentair	Commercial, Industrial



## Residential Duplex Systems with Autotrol Residential Valves Series 278 Twin and 764 Controller



- For automatic and residential / commercial water softening systems;
- for twin alternating and twin parallel systems;
- consisting of n.2 valves (one "main" and another one "secondary") with 764 electronic volumetric;
- with European transformer 12/230V - 50Hz;
- valve body in NSF listed Noryl plastic material;
- valve rubber compounded for cold water, NSF listed material;
- operating flow rate for each tank  $K_v = 5,6$ ;
- backwash flow rate for each tank = 75,7 lpm @  $\Delta p$  1,72 bar;
- resin volume range for each tank = 45 ÷ 225 litres;
- interconnection kit and accessories (e.g. upper screen, etc.) not included, to order separately

Ref	Description	Fam.	Subfam.		
AN083E	VALV. 278/764 TWIN 1.3 M 14 SYMBOL 12/230V 50HZ EURO PLUG	10	53		
AN084E	VALV. 278/764 TWIN 1.3 N 16 (7 GPM) SYMBOL 12/230V 50HZ EURO PLUG	10	53		
AN085E	VALV. 278/764 TWIN 1.3 Q 18 (9 GPM) SYMBOL 12/230V 50HZ EURO PLUG	10	53		
AN086E	VALV. 278/764 TWIN 1.3 R 21 (12 GPM) SYMBOL 12/230V 50HZ EURO PLUG	10	53		

Characteristics :	
Pressure vessel connection	Threaded 2 ½" 8 UN male
Drain line connection	Threaded ¾" NPT, male
Brine line connection	Threaded ¾" NPT, male
Distributor tube O. D. diameter	1,05" (= 27 mm)
Distributor tube length above pressure vessel	½" ± ½" (= 13 ± 13 mm)
Weight (valve + controller)	2,42 kg
Operating pressure	1,38 ÷ 8,27 bar
Water temperature	2°C ÷ 38°C

Box: WxLxH	Box: Q.ty	Box: Weight	Pallet: WxLxH	Pallet: Q.ty	Pallet: Weight
40x55x50	2	14,3	120x80x210	32	245

Certificates	Manufacturer	Sectors
DM174-2004, ACS, CE, EAC	Pentair	Commercial, Industrial



## Autotrol Residential Valves Series 278 with 764 Controller for Multitank Systems



- For automatic and residential / commercial water softening systems;
- with electronic volumetric 764 controller;
- for parallel systems;
- valve body in NSF listed Noryl plastic material;
- valve rubber compounded for cold water, NSF listed material;
- operating flow rate for each tank  $K_v = 5,6$ ;
- backwash flow rate for each tank = 75,7 lpm @  $\Delta p$  1,72 bar;
- resin volume range for each tank = 45 ÷ 225 litres;
- with European transformer 12/230V - 50Hz for each valve;
- adapters and manifold kit not included, to order separately
- accessories (e.g. upper screen, etc.) not included.

Ref	Description	Fam.	Subfam.		
AN103E	VALV. 278/764L 1.3 M 14 SYMBOL 12/230V 50HZ EUROPLUG	10	53		

Characteristics :	
Pressure vessel connection	Threaded 2 ½" 8 UN male
Drain line connection	Threaded ¾" NPT, male
Brine line connection	Threaded ¾" NPT, male
Distributor tube O. D. diameter	1,05" (= 27 mm)
Distributor tube length above pressure vessel	½" ± ½" (= 13 ± 13 mm)
Weight (valve + controller)	2,42 kg
Operating pressure	1,38 ÷ 8,27 bar
Water temperature	2°C ÷ 38°C

Box: WxLxH	Box: Q.ty	Box: Weight	Pallet: WxLxH	Pallet: Q.ty	Pallet: Weight
	4				

Certificates	Manufacturer	Sectors
DM174-2004, ACS, CE, EAC	Pentair	Commercial, Industrial



## Autotrol Industrial Softening Magnum CV 1,5" Valves with Series Logix Controller



- For automatic and industrial water softening systems;
- valve body in NSF listed Noryl plastic material with 304 Stainless Steel tank adapter (for heavy applications, like iron removal using KMnO4 or decarbonisation using HCl, the Noryl tank adapter is available on request);
- o-rings in EPDM material;
- operating flow rate Kv = 17,3;
- backwash flow rate = 337 lpm @ Δp 1,72 bar;
- resin volume range = 100 ÷ 700 litres;
- available with series LOGIX controller;
- 742 electronic chronometric programmable;
- 762 electronic volumetric programmable;
- with European transformer 12/230V - 50/60 Hz;
- available with or without by-pass;
- adapters, manifold kit and accessories (e.g. upper screen, etc.) not included, to order separately;
- brine tank refill system doesn't need a brine valve, but just an air-check;
- PVC 2" side mounting adapter available on demand;
- if you want to connect the 2" turbine, you must order our ref. CD163 separately.

Ref	Description	Fam.	Subfam.		
CA201E	MAGNUM 1.5" 298/742 16" (6 GPM) HWB SYMBOL 12/230V 50HZ EURO PLUG	20	80		
CA205E	MAGNUM 1.5" 298/742 30" (20 GPM) HWB SYMBOL 12/230V 50HZ EURO PLUG	20	80		
CA215E	MAGNUM 1.5" 298/742 30" (20 GPM) NHB SYMBOL 12/230V 50HZ EURO PLUG	20	80		
CA221E	MAGNUM 1.5" 298/762 16" (6 GPM) HWB SYMBOL 12/230V 50HZ EURO PLUG	20	80		
CA222E	MAGNUM 1.5" 298/762 18" (8 GPM) HWB SYMBOL 12/230V 50HZ EURO PLUG	20	80		
CA236E	MAGNUM 1.5" 298/762 36" (30 GPM) NHB SYMBOL 12/230V 50HZ EURO PLUG	20	80		

Characteristics:	
Pressure vessel connection	Threaded 4" - 8 UN male
Drain line connection	1,5" SS - NPT/BSPT male D50 CPVC to glue
Brine line connection	Threaded ¾" NPT male
Distributor tube O. D. diameter	1,5" (= 48,3 mm)
Pilot drain and auxiliary hydraulic out	¼" tube fitting Jaco
Distributor tube length above pressure vessel	16 ± 3 mm
Weight (valve + controller)	12,3 kg
Operating pressure	1,72 ÷ 6,90 bar
Water temperature	1°C ÷ 36°C

Box: WxLxH	Box: Q.ty	Box: Weight	Pallet: WxLxH	Pallet: Q.ty	Pallet: Weight
41x60x50	1	17,0	120x80x210	16	28,5

Certificates	Manufacturer	Sectors
DM174-2004 CE, EAC	Pentair	Commercial, Industrial





## Autotrol Industrial Magnum CV 1,5" Valves for Filtration with Series Logix Controller



- For automatic and industrial water filtration systems;
- valve body in NSF listed Noryl plastic material with 304 Stainless Steel tank adapter (for heavy applications, like sea water, the Noryl tank adapter is available on request);
- o-rings in EPDM material;
- operating flow rate Kv = 17,3;
- backwash flow rate = 337 lpm @ Δp 1,72 bar;
- available with series LOGIX controller
- 742 F electronic chronometric programmable;
- 762 F electronic volumetric programmable;
- with European transformer 12/230V - 50/60 Hz;
- available with or without by-pass;
- adapters, manifold kit and accessories (e.g. upper screen, etc.) not included, to order separately
- PVC 2" side mounting adapter available on demand (REF. CC084).

Ref	Description	Fam.	Subfam.		
CA240E	MAGNUM 1.5" 293/742F (5 GPM) UWB SYMBOL 12/230V 50HZ EURO PLUG	20	80		
CA241E	MAGNUM 1.5" 293/742F (5 GPM) NUB SYMBOL 12/230V 50HZ EURO PLUG	20	80		

Characteristics:	
Pressure vessel connection	Threaded 4" - 8 UN male
Drain line connection	1,5" SS - NPT/BSPT male D50 CPVC to glue
Brine line connection	Threaded 3/4" NPT male
Distributor tube O. D. diameter	1,5" (= 48,3 mm)
Pilot drain and auxiliary hydraulic out	1/4" tube fitting Jaco
Distributor tube length above pressure vessel	16 ± 3 mm
Weight (valve + controller)	12,3 kg
Operating pressure	1,72 ÷ 6,90 bar
Water temperature	1°C ÷ 36°C

Box: WxLxH	Box: Q.ty	Box: Weight	Pallet: WxLxH	Pallet: Q.ty	Pallet: Weight
	1				

Certificates	Manufacturer	Sectors
DM174-2004 CE, EAC	Pentair	Commercial, Industrial



## Autotrol Industrial Softening Magnum IT 2" Valves with Series Logix Controller

- for automatic and industrial water softening systems;
- valve body in NSF listed Noryl plastic material with 304 Stainless Steel tank adapter (for heavy applications, like iron removal using KMnO<sub>4</sub> or decarbonisation using HCl, the Noryl tank adapter is available on request);
- o-rings in EPDM material;
- operating flow rate Kv = 18,2;
- backwash flow rate = 337 lpm @ Δp 1,72 bar;
- resin volume range = 100 ÷ 700 litres;
- available with series LOGIX controller:
- 742 electronic chronometric programmable;
- 762 electronic volumetric programmable;
- with European transformer 12/230V - 50/60 Hz;
- available with or without by-pass;
- adapters, manifold kit and accessories (e.g. upper screen, etc.) not included, to order separately;
- brine tank refill system doesn't need a brine valve, but just an air-check;
- PVC 2" side mounting adapter available on demand (REF. CC084).

Ref	Description	Fam.	Subfam.		
CB202E	MAGNUM IT 2" 298/742 18" (8 GPM) HWB SYMBOL 12/230V 50HZ EURO PLUG	20	81		
CB221E	MAGNUM IT 2" 298/762 16" (6 GPM) HWB SYMBOL 12/230V 50HZ EURO PLUG	20	81		
CB222E	MAGNUM IT 2" 298/762 18" (8 GPM) HWB SYMBOL 12/230V 50HZ EURO PLUG	20	81		
CB223E	MAGNUM IT 2" 298/762 21" (10 GPM) HWB SYMBOL 12/230V 50HZ EURO PLUG	20	81		
CB224E	MAGNUM IT 2" 298/762 24" (14 GPM) HWB SYMBOL 12/230V 50HZ EURO PLUG	20	81		
CB226E	MAGNUM IT 2" 298/762 36" (30 GPM) HWB SYMBOL 12/230V 50HZ EURO PLUG	20	81		
CB234E	MAGNUM IT 2" 298/762 24" (14 GPM) NHB SYMBOL 12/230V 50HZ EURO PLUG	20	81		
CB236E	MAGNUM IT 2" 298/762 36" (30 GPM) NHB SYMBOL 12/230V 50HZ EURO PLUG	20	81		

Characteristics:	
Pressure vessel connection	Threaded 4" - 8 UN male
Drain line connection	1,5" SS - NPT/BSPT male D50 CPVC to glue
Brine line connection	Threaded ¾" NPT male
Distributor tube O. D. diameter	1,5" (= 48,3 mm)
Pilot drain and auxiliary hydraulic out	Jaco ¼" tubo
Distributor tube length above pressure vessel	16 ± 3 mm
Weight (valve + controller)	12,3 kg
Operating pressure	1,72 ÷ 6,90 bar
Water temperature	1°C ÷ 36°C

Box: WxLxH	Box: Q.ty	Box: Weight	Pallet: WxLxH	Pallet: Q.ty	Pallet: Weight
	1				

Certificates	Manufacturer	Sectors
DM174-2004 CE, EAC	Pentair	Commercial, Industrial



## Autotrol Industrial Magnum IT 2" Valves for Filtration with Series Logix Controller

- For automatic and industrial water filtration systems;
- valve body in NSF listed Noryl plastic material with 304 Stainless Steel tank adapter (for heavy applications, like sea water, the Noryl tank adapter is available on request);
- o-rings in EPDM material;
- operating flow rate Kv = 18,2;
- backwash flow rate = 337 lpm @  $\Delta p$  1,72 bar;
- available with series LOGIX controller;
- 742 F electronic chronometric programmable;
- 762 F electronic volumetric programmable;
- with European transformer 12/230V - 50/60 Hz;
- available with or without by-pass;
- adapters, manifold kit and accessories (e.g. upper screen, etc.) not included, to order separately;
- PVC 2" side mounting adapter available on demand (REF. CC084).

Ref.	Description	Fam.	Subfam.		
CB240E	MAGNUM IT 2" 293/742F (5 GPM) UWB SYMBOL 12/230V50HZ EURO PLUG	20	81		
CB241E	MAGNUM IT 2" 293/742F (5 GPM) NUB SYMBOL 12/230V50HZ EURO PLUG	20	81		
CB245E	MAGNUM IT 2" 293/762F (5 GPM) NUB SYMBOL 12/230V50HZ EURO PLUG	20	81		

Characteristics :	
Pressure vessel connection	Threaded 4" - 8 UN male
Drain line connection	1,5" SS - NPT/BSPT male D50 CPVC to glue
Brine line connection	Threaded 3/4" NPT male
Distributor tube O. D. diameter	1,5" (= 48,3 mm)
Pilot drain and auxiliary hydraulic out	1/4" tube fitting Jaco
Distributor tube length above pressure vessel	16 ± 3 mm
Weight (valve + controller)	12,3 kg
Operating pressure	1,72 ÷ 6,90 bar
Water temperature	1°C ÷ 36°C

Box: WxLxH	Box: Q.ty	Box: Weight	Pallet: WxLxH	Pallet: Q.ty	Pallet: Weight
	1				

Certificates	Manufacturer	Sectors
DM174-2004 CE, EAC	Pentair	Commercial, Industrial



## Industrial Duplex Systems with Autotrol Softening Magnum IT 2" Valves and 764 Controller



- For automatic and industrial water softening systems;
- for twin alternating and twin parallel systems;
- consisting of n.2 valves (one "main" and another one "secondary") with 764 electronic volumetric;
- valve body in NSF listed Noryl plastic material with 304 Stainless Steel tank adapter (for heavy applications, like iron removal using KMnO4 or decarbonisation using HCl, the Noryl tank adapter is available on request);
- o-rings in EPDM material;
- operating flow rate for each tank  $K_v = 18,2$ ;
- backwash flow rate for each tank = 337 lpm @  $\Delta p$  1,72 bar;
- resin volume range for each tank = 100 ÷ 700 litres;
- with European transformer 12/230V - 50/60 Hz;
- available with or without by-pass;
- adapters, manifold kit and accessories (e.g. upper screen, etc.) not included, to order separately;
- brine tank refill system doesn't need a brine valve, but just an air-check;
- PVC 2" side mounting adapter available on demand (REF. CC084);
- interconnection not included.

Ref	Description	Fam.	Subfam.		
CB250E	MAGNUM 298 2" MIT-TWS-764-14" (5 GPM) NHB SYMBOL12/230V 50HZ EURO PLUG	20	81		
CB251E	MAGNUM 298 2" MIT-TWS-764-16" (6 GPM) NHB SYMBOL12/230V 50HZ EURO PLUG	20	81		
CB252E	MAGNUM 298 2" MIT-TWS-764-18" (8 GPM) NHB SYMBOL12/230V 50HZ EURO PLUG	20	81		
CB253E	MAGNUM 298 2" MIT-TWS-764-21" (10 GPM) NHB SYMBOL12/230V 50HZ EURO PLUG	20	81		
CB254E	MAGNUM 298 2" MIT-TWS-764-24" (14 GPM) NHB SYMBOL12/230V 50HZ EURO PLUG	20	81		
CB255E	MAGNUM 298 2" MIT-TWS-764-30" (20 GPM) NHB SYMBOL12/230V 50HZ EURO PLUG	20	81		
CB256E	MAGNUM 298 2" MIT-TWS-764-36" (30 GPM) NHB SYMBOL12/230V 50HZ EURO PLUG	20	81		

Characteristics:	
Pressure vessel connection	Threaded 4" - 8 UN male
Drain line connection	1,5" SS - NPT/BSPT male D50 CPVC to glue
Brine line connection	Threaded 3/4" NPT male
Distributor tube O. D. diameter	1,5" (= 48,3 mm)
Pilot drain and auxiliary hydraulic out	1/4" tube fitting Jaco
Distributor tube length above pressure vessel	16 ± 3 mm
Weight (valve + controller)	12,3 kg
Operating pressure	1,72 ÷ 6,90 bar
Water temperature	1°C ÷ 36°C

Box: WxLxH	Box: Q.ty	Box: Weight	Pallet: WxLxH	Pallet: Q.ty	Pallet: Weight
41x60x50	1	34,0	120x80x210	8	28,5

Certificates	Manufacturer	Sectors
DM174-2004 CE, EAC	Pentair	Commercial, Industrial



## Autotrol Industrial Softening Magnum IT 2" Valves with 764 Controller for Multitank Systems

- For automatic and industrial water softening systems;
- with electronic volumetric 764 controller;
- for parallel systems;
- valve body in NSF listed Noryl plastic material with 304 Stainless Steel tank adapter (for heavy applications, like iron removal using KMnO4 or decarbonisation using HCl, the Noryl tank adapter is available on request);
- o-rings in EPDM material;
- operating flow rate for each tank  $K_v = 18,2$ ;
- backwash flow rate for each tank = 337 lpm @  $\Delta p$  1,72 bar;
- resin volume range for each tank = 100 ÷ 700 litres;
- with European transformer 12/230V - 50/60 Hz for each valve;
- available with or without by-pass;
- adapters, manifold kit and accessories (e.g. upper screen, etc.) not included, to order separately;
- brine tank refill system doesn't need a brine valve, but just an air-check;
- PVC 2" side mounting adapter available on demand;
- interconnection not included.

Ref	Description	Fam.	Subfam.		
CB266E	MAGNUM 298 2" MIT-SN-764-36" (30 GPM) NHB SYMBOL12/230V 50HZ EURO PLUG	20	81		

Characteristics:	
Pressure vessel connection	Threaded 4" - 8 UN male
Drain line connection	1,5" SS - NPT/BSPT male D50 CPVC to glue
Brine line connection	Threaded 3/4" NPT male
Distributor tube O. D. diameter	1,5" (= 48,3 mm)
Pilot drain and auxiliary hydraulic out	1/4" tube fitting Jaco
Distributor tube length above pressure vessel	16 ± 3 mm
Weight (valve + controller)	12,3 kg
Operating pressure	1,72 ÷ 6,90 bar
Water temperature	1°C ÷ 36°C

Box: WxLxH	Box: Q.ty	Box: Weight	Pallet: WxLxH	Pallet: Q.ty	Pallet: Weight
	1				

Certificates	Manufacturer	Sectors
DM174-2004 CE, EAC	Pentair	Commercial, Industrial



## Series 400 Controllers for Autotrol Valves Series 255 - 263 - 268

### Controllers for softeners characteristics

Characteristic	440i	460tc	460i
Controller type	Electromechanical	Electronic	Electronic
Regeneration mode	Chronometric: 7 or 6 day	Chronometric	Volumetric
Regeneration frequency	Daily	Daily	Daily
Regeneration cycle length	59' or 118'	59' or 118'	59' or 118'
Cycle length	Fixed not modifiable	Fixed not modifiable	Fixed not modifiable
Salt setting	Pounds of salt	Pounds of salt	Pounds of salt

### Controllers for filtration characteristics

Characteristic		460tc
Controller type		Electronic
Backwash mode		Chronometric
Backwash frequency		Daily
Filter cycle length		Fixed not modifiable

## Logix Controllers for Autotrol Valves Series 255 - 263 - 268 - 273 - 278 - 293 - 298

### Controllers for softeners characteristics

Characteristics	740 C	760 C	742 C	762 C	764
Controller type	Electronic	Electronic	Electronic	Electronic	Electronic
Regeneration mode	Chronometric	Volumetric	Chronometric	Volumetric	Volumetric
Regeneration frequency	Fixed day or 0,5 ÷ 99 days calendar override	0,5 ÷ 99 days calendar override	Fixed day or 0,5 ÷ 99 days calendar override	0,5 ÷ 99 days calendar override	0,5 ÷ 99 days calendar override
Adjustable regeneration time	Yes	Yes	Yes	Yes	Yes
Cycle length	Computer calculated	Computer calculated	Fully programmable	Fully programmable	Fully programmable
Salt setting	3 options	3 options	Fully adjustable	Fully adjustable	Fully adjustable

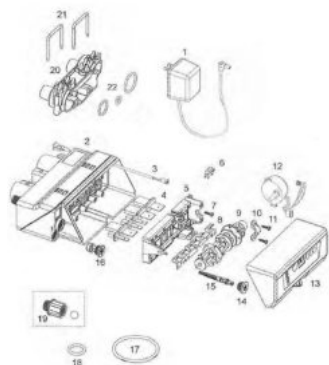
### Controllers for filtration characteristics

Characteristics	740 F	760 F	742 F	762 F	764 F
Controller type	Electronic	Electronic	Electronic	Electronic	Electronic
Backwash mode	Chronometric	Volumetric	Chronometric	Volumetric	Volumetric
Backwash frequency	Fixed day or 0,5 ÷ 99 days calendar override	0,5 ÷ 99 days calendar override	Fixed day or 0,5 ÷ 99 days calendar override	0,5 ÷ 99 days calendar override	0,5 ÷ 99 days calendar override
Adjustable cycle times	Programmable back wash time	Programmable back wash time	Fully programmable	Fully programmable	Fully programmable
Filter cycle length	Computer calculated	Computer calculated	Fully adjustable	Fully adjustable	Fully adjustable



## 368/604 VALVE PARTS LIST

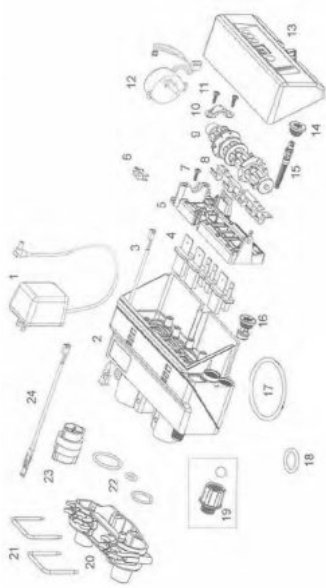
Number	Ref	P.N.	Description	Fam.	Subfam.		
1	AW500	1000814	EUROPEAN TRANSFORMER 230/12V	10	64		
1	AW501	1000813	BRITISH TRANSFORMER	10	64		
4	AW250	3007947	VALVE DISCS KIT FOR 366 367 368	10	64		
6	AW129	1235373	OPTIC SENSOR P/N 1235373	10	64		
7	AW174	3030450	TOP PLATE SCREW NO 8x9/16"	10	64		
8	AW252	3022017	SPRING ONE PIECE 366 367 368	10	64		
9	AW253	3022014	CAMSHAFT FOR 366 367 368	10	64		
10	CD100	1000589	PILLOW BLOCK CAP	20	83		
11	AW174	3030450	TOP PLATE SCREW NO 8x9/16"	10	64		
12	AW254	3026537	MOTOR CABLE ASSEMBLY 366 367 368	10	64		
13	AW280	4001737	TIMER 604 12V 50-60HZ	10	64		
14	AW107	1000269	INJECTOR CAP/BACKWASH OPEN 00	10	64		
15	AW266	3025326	SCREEN ASSEMBLY INJECTOR E YELLOW WITH O-RING + FILTER 366 367 368	10	64		
15	AW267	3025327	SCREEN ASSEMBLY INJECTOR F PEACH WITH O-RING + FILTER 366 367 368	10	64		
15	AW268	3025328	SCREEN ASSEMBLY INJECTOR G TAN WITH O-RING + FILTER 366 367 368	10	64		
15	AW269	3025329	SCREEN ASSEMBLY INJECTOR H LIGHT PURPLE WITH O-RING + FILTER 366 367 368	10	64		
16	AW115	1000221	BRINE REFILL CONTROL ASSEMBLY .14GPM	10	64		
17	AW172	1010154	O-RING ADAPTER FOR PRESSURE VESSEL 2.1/2"	10	64		
18	AW169	1232370	O-RING 1.05"	10	64		
19	AV146	3031526	EXTERNAL BACKWASH CONTROL PEANUT 0.9 GPM # 06	10	62		
19	AV147	3031527	EXTERNAL BACKWASH CONTROL PEANUT 1.20 GPM # 07	10	62		
19	AV148	3031528	EXTERNAL BACKWASH CONTROL PEANUT 1.60 GPM # 08	10	62		
19	AV149	3031529	EXTERNAL BACKWASH CONTROL PEANUT 2.00 GPM # 09	10	62		
20	AW255	3027832	MANIFOLD 3/4" BSPT INLET/OUTLET	10	64		
22	AW257	3031825	O-RING KIT MANIFOLD 367	10	64		
Not shown	AV185	3022042	MIXING VALVE FOR 366-368 VALVE	10	62		







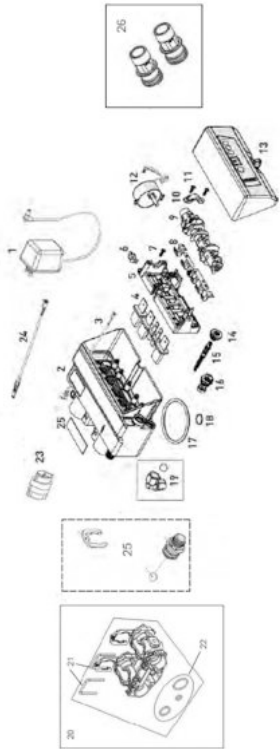
## 368/606 VALVE PARTS LIST



Number	Ref	P.N.	Description	Fam.	Subfam.		
1	AW500	1000814	EUROPEAN TRANSFORMER 230/12V	10	64		
1	AW501	1000813	BRITISH TRANSFORMER	10	64		
4	AW250	3007947	VALVE DISCS KIT FOR 366 367 368	10	64		
6	AW129	1235373	OPTIC SENSOR P/N 1235373	10	64		
7	AW174	3030450	TOP PLATE SCREW NO 8x9/16"	10	64		
8	AW252	3022017	SPRING ONE PIECE 366 367 368	10	64		
9	AW253	3022014	CAMSHAFT FOR 366 367 368	10	64		
10	CD100	1000589	PILLOW BLOCK CAP	20	83		
11	AW174	3030450	TOP PLATE SCREW NO 8x9/16"	10	64		
12	AW254	3026537	MOTOR CABLE ASSEMBLY 366 367 368	10	64		
13	AW281	4001738	TIMER 606 12V 50-60HZ	10	64		
14	AW107	1000269	INJECTOR CAP/BACKWASH OPEN 00	10	64		
15	AW266	3025326	SCREEN ASSEMBLY INJECTOR E YELLOW WITH O-RING + FILTER 366 367 368	10	64		
15	AW267	3025327	SCREEN ASSEMBLY INJECTOR F PEACH WITH O-RING + FILTER 366 367 368	10	64		
15	AW268	3025328	SCREEN ASSEMBLY INJECTOR G TAN WITH O-RING + FILTER 366 367 368	10	64		
15	AW269	3025329	SCREEN ASSEMBLY INJECTOR H LIGHT PURPLE WITH O-RING + FILTER 366 367 368	10	64		
16	AW115	1000221	BRINE REFILL CONTROL ASSEMBLY .14GPM	10	64		
17	AW172	1010154	O-RING ADAPTER FOR PRESSURE VESSEL 2.1/2"	10	64		
18	AW169	1232370	O-RING 1.05"	10	64		
19	AV146	3031526	EXTERNAL BACKWASH CONTROL PEANUT 0.9 GPM # 06	10	62		
19	AV147	3031527	EXTERNAL BACKWASH CONTROL PEANUT 1.20 GPM # 07	10	62		
19	AV148	3031528	EXTERNAL BACKWASH CONTROL PEANUT 1.60 GPM # 08	10	62		
19	AV149	3031529	EXTERNAL BACKWASH CONTROL PEANUT 2.00 GPM # 09	10	62		
20	AW255	3027832	MANIFOLD 3/4" BSPT INLET/OUTLET	10	64		
21	AW256	3027831	CLIP ATTACCO VALV. 367	10	64		
22	AW257	3031825	O-RING KIT MANIFOLD 367	10	64		
24	AW259	3027837	TURBINE CABLE 367	10	64		
Not shown	AV185	3022042	MIXING VALVE FOR 366-368 VALVE	10	62		



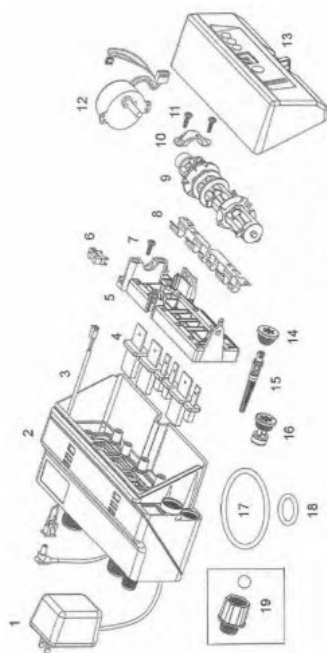
## 368/606B VALVE EXPLODED VIEW



Number	Ref	P.N.	Description	Fam.	Subfam.		
1	AW500	1000814	EUROPEAN TRANSFORMER 230/12V	10	64		
1	AW501	1000813	BRITISH TRANSFORMER	10	64		
4	AW250	3007947	VALVE DISCS KIT FOR 366 367 368	10	64		
6	AW129	1235373	OPTIC SENSOR P/N 1235373	10	64		
7	AW174	3030450	TOP PLATE SCREW NO 8x9/16"	10	64		
8	AW252	3022017	SPRING ONE PIECE 366 367 368	10	64		
9	AW253	3022014	CAMSHAFT FOR 366 367 368	10	64		
10	CD100	1000589	PILLOW BLOCK CAP	20	83		
11	AW174	3030450	TOP PLATE SCREW NO 8x9/16"	10	64		
12	AW254	3026537	MOTOR CABLE ASSEMBLY 366 367 368	10	64		
13	AW281	4001738	TIMER 606 12V 50-60HZ	10	64		
14	AW107	1000269	INJECTOR CAP/BACKWASH OPEN 00	10	64		
15	AW266	3025326	SCREEN ASSEMBLY INJECTOR E YELLOW WITH O-RING + FILTER 366 367 368	10	64		
15	AW267	3025327	SCREEN ASSEMBLY INJECTOR F PEACH WITH O-RING + FILTER 366 367 368	10	64		
15	AW268	3025328	SCREEN ASSEMBLY INJECTOR G TAN WITH O-RING + FILTER 366 367 368	10	64		
15	AW269	3025329	SCREEN ASSEMBLY INJECTOR H LIGHT PURPLE WITH O-RING + FILTER 366 367 368	10	64		
16	AW115	1000221	BRINE REFILL CONTROL ASSEMBLY .14GPM	10	64		
17	AW172	1010154	O-RING ADAPTER FOR PRESSURE VESSEL 2.1/2"	10	64		
18	AW169	1232370	O-RING 1.05"	10	64		
19	AV174		ELBOW DRAIN FITTING 1/2" F	10	62		
20	AW290	4000886	BYPASS VALVE 368/606	10	64		
22	AW257	3031825	O-RING KIT MANIFOLD 367	10	64		
24	AW259	3027837	TURBINE CABLE 367	10	64		
25	AV146B	4001297	EXTERNAL BACKWASH CONTROL 368 BYPASS 0.90 GPM # 0	10	62		
25	AV147B	4001298	EXTERNAL BACKWASH CONTROL 368 BYPASS 1.20 GPM # 0	10	62		
25	AV148B	4001299	EXTERNAL BACKWASH CONTROL 368 BYPASS 1.60 GPM # 0	10	62		
25	AV149B	4001300	EXTERNAL BACKWASH CONTROL 368 BYPASS 2.0 GPM # 09	10	62		
26	AW275	4001606	KIT 3/4" BSP CONNECTORS	10	64		
Not shown	AV185	3022042	MIXING VALVE FOR 366-368 VALVE	10	62		



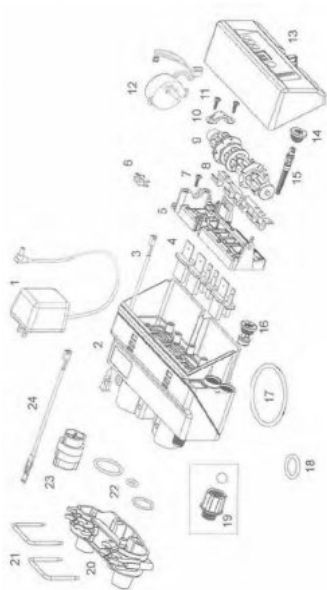
## 366/604 VALVE PARTS LIST



Number	Ref	P.N.	Description	Fam.	Subfam.		
1	AW500	1000814	EUROPEAN TRANSFORMER 230/12V	10	64		
1	AW501	1000813	BRITISH TRANSFORMER	10	64		
4	AW250	3007947	VALVE DISCS KIT FOR 366 367 368	10	64		
6	AW129	1235373	OPTIC SENSOR P/N 1235373	10	64		
7	AW174	3030450	TOP PLATE SCREW NO 8x9/16"	10	64		
8	AW252	3022017	SPRING ONE PIECE 366 367 368	10	64		
9	AW253	3022014	CAMSHAFT FOR 366 367 368	10	64		
10	CD100	1000589	PILLOW BLOCK CAP	20	83		
11	AW174	3030450	TOP PLATE SCREW NO 8x9/16"	10	64		
12	AW254	3026537	MOTOR CABLE ASSEMBLY 366 367 368	10	64		
13	AW280	4001737	TIMER 604 12V 50-60HZ	10	64		
14	AW107	1000269	INJECTOR CAP/BACKWASH OPEN 00	10	64		
15	AW266	3025326	SCREEN ASSEMBLY INJECTOR E YELLOW WITH O-RING + FILTER 366 367 368	10	64		
15	AW267	3025327	SCREEN ASSEMBLY INJECTOR F PEACH WITH O-RING + FILTER 366 367 368	10	64		
15	AW268	3025328	SCREEN ASSEMBLY INJECTOR G TAN WITH O-RING + FILTER 366 367 368	10	64		
15	AW269	3025329	SCREEN ASSEMBLY INJECTOR H LIGHT PURPLE WITH O-RING + FILTER 366 367 368	10	64		
16	AW115	1000221	BRINE REFILL CONTROL ASSEMBLY .14GPM	10	64		
17	AW172	1010154	O-RING ADAPTER FOR PRESSURE VESSEL 2.1/2"	10	64		
18	AW169	1232370	O-RING 1.05"	10	64		
19	AV146	3031526	EXTERNAL BACKWASH CONTROL PEANUT 0.9 GPM # 06	10	62		
19	AV147	3031527	EXTERNAL BACKWASH CONTROL PEANUT 1.20 GPM # 07	10	62		
19	AV148	3031528	EXTERNAL BACKWASH CONTROL PEANUT 1.60 GPM # 08	10	62		
19	AV149	3031529	EXTERNAL BACKWASH CONTROL PEANUT 2.00 GPM # 09	10	62		
Not shown	AV185	3022042	MIXING VALVE FOR 366-368 VALVE	10	62		



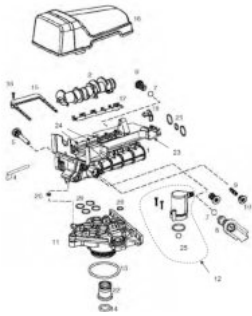
## 367/606 VALVE PARTS LIST



Number	Ref	P.N.	Description	Fam.	Subfam.		
1	AW500	1000814	EUROPEAN TRANSFORMER 230/12V	10	64		
1	AW501	1000813	BRITISH TRANSFORMER	10	64		
4	AW250	3007947	VALVE DISCS KIT FOR 366 367 368	10	64		
6	AW129	1235373	OPTIC SENSOR P/N 1235373	10	64		
7	AW174	3030450	TOP PLATE SCREW NO 8x9/16"	10	64		
8	AW252	3022017	SPRING ONE PIECE 366 367 368	10	64		
9	AW253	3022014	CAMSHAFT FOR 366 367 368	10	64		
10	CD100	1000589	PILLOW BLOCK CAP	20	83		
11	AW174	3030450	TOP PLATE SCREW NO 8x9/16"	10	64		
12	AW254	3026537	MOTOR CABLE ASSEMBLY 366 367 368	10	64		
13	AW281	4001738	TIMER 606 12V 50-60HZ	10	64		
14	AW107	1000269	INJECTOR CAP/BACKWASH OPEN 00	10	64		
15	AW266	3025326	SCREEN ASSEMBLY INJECTOR E YELLOW WITH O-RING + FILTER 366 367 368	10	64		
15	AW267	3025327	SCREEN ASSEMBLY INJECTOR F PEACH WITH O-RING + FILTER 366 367 368	10	64		
15	AW268	3025328	SCREEN ASSEMBLY INJECTOR G TAN WITH O-RING + FILTER 366 367 368	10	64		
15	AW269	3025329	SCREEN ASSEMBLY INJECTOR H LIGHT PURPLE WITH O-RING + FILTER 366 367 368	10	64		
16	AW115	1000221	BRINE REFILL CONTROL ASSEMBLY .14GPM	10	64		
17	AW172	1010154	O-RING ADAPTER FOR PRESSURE VESSEL 2.1/2"	10	64		
18	AW169	1232370	O-RING 1.05"	10	64		
19	AV146	3031526	EXTERNAL BACKWASH CONTROL PEANUT 0.9 GPM # 06	10	62		
19	AV147	3031527	EXTERNAL BACKWASH CONTROL PEANUT 1.20 GPM # 07	10	62		
19	AV148	3031528	EXTERNAL BACKWASH CONTROL PEANUT 1.60 GPM # 08	10	62		
19	AV149	3031529	EXTERNAL BACKWASH CONTROL PEANUT 2.00 GPM # 09	10	62		
20	AW255	3027832	MANIFOLD 3/4" BSPT INLET/OUTLET	10	64		
21	AW256	3027831	CLIP ATTACCO VALV. 367	10	64		
22	AW257	3031825	O-RING KIT MANIFOLD 367	10	64		
24	AW259	3027837	TURBINE CABLE 367	10	64		
Not shown	AV185	3022042	MIXING VALVE FOR 366-368 VALVE	10	62		



## 255-440i/460i/460TC VALVE EXPLODED VIEW & PARTS LIST



Number	Ref	P.N.	Description	Fam.	Subfam.		
1+17+19+23+24	AW164A	1000232	255/400 VALVE ASSEMBLY NEW STYLE PLATE W/O FLOW CONTROLS	10	64		
3	AW146A	1030501	CAMSHAFT BEARING FOR COVER Lid NEW STYLE	10	64		
5	AW125	1000226	SCREEN/CAP ASSEMBLY WITH O-RING	10	64		
6	AW100	1000209	BACKWASH CONTROL 07 WITH O-RING	10	64		
6	AW101	1000210	BACKWASH CONTROL 08 WITH O-RING	10	64		
6	AW102	1000211	BACKWASH CONTROL 09 WITH O-RING	10	64		
6	AW103	1000212	BACKWASH CONTROL 10 WITH O-RING	10	64		
6	AW104	1000213	BACKWASH CONTROL 12 WITH O-RING	10	64		
6	AW105	1000214	BACKWASH CONTROL 13 WITH O-RING	10	64		
6	AW106	1000215	BACKWASH CONTROL 14 WITH O-RING	10	64		
7	AW139	1030502	FLOW CONTROL BALL	10	64		
8	AW110	1034261	BRINE REFILL CONTROL 10 Lbs	10	64		
8	AW111	1034263	BRINE REFILL CONTROL 19 Lbs	10	64		
9	AW130	1032970	INJECTOR A WHITE WITH O-RING	10	64		
9	AW131	1032971	INJECTOR B BLUE WITH O-RING	10	64		
9	AW132	1032972	INJECTOR C RED WITH O-RING	10	64		
10	AW107	1000269	INJECTOR CAP/BACKWASH OPEN 00	10	64		

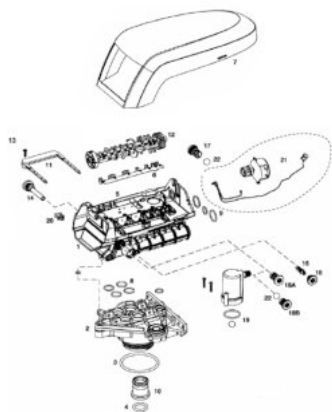


## 255-440i/460i/460TC VALVE EXPLODED VIEW & PARTS LIST

Number	Ref	P.N.	Description	Fam.	Subfam.		
11	AW170	1033784	ADAPTER PRESSURE VESSEL 2.1/2" FOR TUBE 1.05"	10	64		
12	AW190	1032417	KIT AIR-CHECK 1/4" MALE	10	64		
14	AW169	1232370	O-RING 1.05"	10	64		
15	AW173	1031402	LOCKING BAR	10	64		
16	AW174	3030450	TOP PLATE SCREW NO 8x9/16"	10	64		
17	AW163	1235341	SPRING ONE PIECE 255 VALVE P/N 1235341	10	64		
Not shown	AW181	1001580	VALVE DISC SPRING	10	64		
19	AW146A	3019873	CAMSHAFT BEARING FOR COVER Lid NEW STYLE	10	64		
Not shown	AW191	1033066	NEW TO OLD AIR CHECK ADAPTER	10	64		
20	AW195	1001404	O-RING SET FOR 255 VALVE TOP/BOTTOM COUPLING	10	64		
21	AW196	1040459	O-RING SET*	10	64		
Not shown	AW197		O-RING SET W/SCREWS AND NUTS*	10	64		
22	AW171	1001986	13/16 RUBBER INSERT	10	64		
23	AW160A	3019871	NEW STYLE SERIES 400 TOP PLATE FOR VALVE 255	10	64		
24	AW180	1000250	VALVE DISCS KIT FOR 255	10	64		
25	AW140	1030528	AIR-CHECK BALL	10	64		
Not shown	AV037	1239760	BLENDING KIT SCREW FOR 700 SERIES AND 255/400 NEWSTYLE	10	62		
Not shown	AV059	1239753	TOP PLATE SWITCH KIT 253-5/263-8 0,1A	10	62		
Not shown	AV069	1239754	TOP PLATE SWITCH KIT 253-5/263-8 5A	10	62		



## VALVE LOGIX 255 PARTS LIST



Number	Ref	P.N.	Description	Fam.	Subfam.		
1+5+6	AW168	1244650	255/700 VALVE ASSEMBLY W/O FLOW CONTROLS	10	64		
2	AW170	1033784	ADAPTER PRESSURE VESSEL 2.1/2" FOR TUBE 1.05"	10	64		
3	AW172	1010154	O-RING ADAPTER FOR PRESSURE VESSEL 2.1/2"	10	64		
4	AW169	1232370	O-RING 1.05"	10	64		
5	AW162	1235340	TOP PLATE 253/255 LOGIX P/N 1235341	10	64		
6	AW163	1235341	SPRING ONE PIECE 255 VALVE P/N 1235341	10	64		
7	AW148	1236246	253-5/263-8 LOGIX STANDARD COVER P/N 1236246	10	64		
Not shown	AW145	1242234	255 LOGIX SLIM COVER	10	64		
8	AW195	1001404	O-RING SET FOR 255 VALVE TOP/BOTTOM COUPLING	10	64		
9	AW196	1040459	O-RING SET*	10	64		
10	AW171	1001986	13/16 RUBBER INSERT	10	64		
Not shown	AW180	1000250	VALVE DISCS KIT FOR 255	10	64		
Not shown	AV037	1239760	BLENDING KIT SCREW FOR 700 SERIES AND 255/400 NEWSTYLE	10	62		
11	AW173	1031402	LOCKING BAR	10	64		
12	AW149	1235353	CAMSHAFT 253/255 LOGIX P/N 1235353	10	64		
13	AW174	3030450	TOP PLATE SCREW NO 8x9/16"	10	64		
14	AW125	1000226	SCREEN/CAP ASSEMBLY WITH O-RING	10	64		
15	AW133	1035730	INJECTOR E YELLOW WITH O-RING	10	64		
15	AW134	1035731	INJECTOR F PEACH WITH O-RING	10	64		
15	AW135	1035732	INJECTOR G TAN WITH O-RING	10	64		
15	AW136	1035733	INJECTOR H LIGHT PURPLE WITH O-RING	10	64		
15	AW137	1035734	INJECTOR J LIGHT BLUE WITH O-RING	10	64		
15	AW138	1035735	INJECTOR K PINK WITH O-RING	10	64		
15	AW348	1035736	INJECTOR L ORANGE WITH O-RING P/N 1035736	10	64		
15	AW349	1035737	INJECTOR M BROWN WITH O-RING P/N 1035737	10	64		
15	AW350	1035738	INJECTOR N GREEN WITH O-RING P/N 1035738	10	64		
15	AW351	1035739	INJECTOR Q PURPLE WITH O-RING P/N 1035739	10	64		
15	AW352	1035884	INJECTOR R GREY WITH O-RING P/N 1035884	10	64		



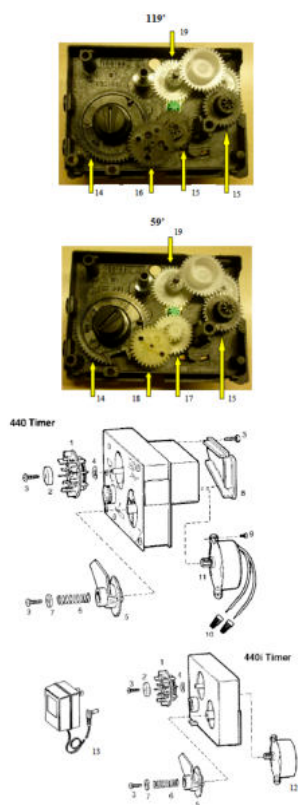


## VALVE LOGIX 255 EXPLODED VIEW AND PARTS LIST

Number	Ref	P.N.	Description	Fam.	Subfam.		
16	AW107	1000269	INJECTOR CAP/BACKWASH OPEN 00	10	64		
17	AW100	1000209	BACKWASH CONTROL 07 WITH O-RING	10	64		
17	AW101	1000210	BACKWASH CONTROL 08 WITH O-RING	10	64		
17	AW102	1000211	BACKWASH CONTROL 09 WITH O-RING	10	64		
17	AW103	1000212	BACKWASH CONTROL 10 WITH O-RING	10	64		
17	AW104	1000213	BACKWASH CONTROL 12 WITH O-RING	10	64		
17	AW105	1000214	BACKWASH CONTROL 13 WITH O-RING	10	64		
17	AW106	1000215	BACKWASH CONTROL 14 WITH O-RING	10	64		
18A	AW118	1243510	BRINE REFILL CONTROL .33 GPM	10	64		
19	AW190	1032417	KIT AIR-CHECK 1/4" MALE	10	64		
20	AW129	1235373	OPTIC SENSOR P/N 1235373	10	64		
21	AW126	1238861	MOTOR W/SPACER AND PINION AND CABLE SERIES 700 P/N 1238861	10	64		
22	AW139	1030502	FLOW CONTROL BALL	10	64		
Not shown	AW191	1033066	NEW TO OLD AIR CHECK ADAPTER	10	64		
Not shown	AW140	1030528	AIR-CHECK BALL	10	64		
Not shown	AW128	1035446	TURBINE CABLE 255-268-278/700	10	64		
Not shown	AX040	1244336	KIT CHLORINE GENERATOR 255/268 LOGIX	10	70		
Not shown	AW124	3029962	MOTOR LOCKING PIN P/N 3029962	10	64		
Not shown	AV057	1239711	FRONT MOUNT SWITCH KIT 253-5/263-8 0,1A	10	62		
Not shown	AV058	1239752	FRONT MOUNT SWITCH KIT 253-5/263-8 5A	10	62		
Not shown	AV059	1239753	TOP PLATE SWITCH KIT 253-5/263-8 0,1A	10	62		
Not shown	AV069	1239754	TOP PLATE SWITCH KIT 253-5/263-8 5A	10	62		
Not shown	AV036A	1256257	KIT REMOTE LOGIX CONTROL W/TERMINAL BLOCKS P/N 1256257	10	62		
Not shown	AV023	1242411	EXTENSION CORD Lg=50cm FOR CAB. P/N 1242411	10	62		
Not shown	AV023A	1239979	4 PIN CONNECTOR CABLE START 700 SERIES	10	62		
Not shown	AW500	1000814	EUROPEAN TRANSFORMER 230/12V	10	64		
Not shown	AW501	1000813	BRITISH TRANSFORMER	10	64		



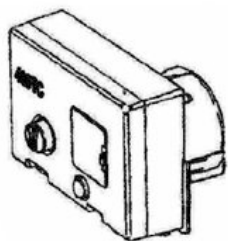
## SERIES 400 TIMER EXPLODED VIEW (440i-460i-460TC)



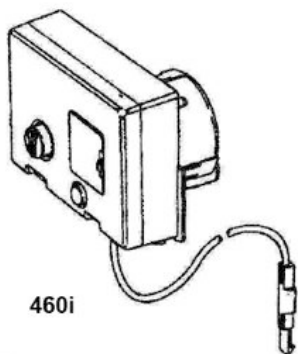
Number	Ref.	P.N.	Description	Fam.	Subfam.		
1	AW401	1031742	7 DAYS KIT DISCS FOR 440-440i	10	64		
5	AW402	1031756	TRIPPER ARM ASSEMBLY 440-440i	10	64		
11	AW421	3003134	MOTORE 24V.50 HZ PER 440-450	10	64		
12	AW423	1001568	12V-50HZ MOTOR FOR 440i	10	64		
12	AW424	1000098	9V-50HZ MOTOR FOR 460i-460tc	10	64		
13	AW500	1000814	EUROPEAN TRANSFORMER 230/12V	10	64		
13	AW501	1000813	BRITISH TRANSFORMER	10	64		
14	AW405	1001833	OUTPUT CONNECTOR W/BLACK START BUTTON 440i	10	64		
Not shown	AW406	1001000	BLACK START BUTTON 460i-460 tc	10	64		
Not shown	AW453	1005120	CABLE PRESS W/CABLE (440)	10	64		
15	AW454	1031554	BLACK GEAR 119' A(INF.# 8)	10	64		
16	AW455	1030844	BLACK GEAR 119' B	10	64		
17	AW456	1030842	WHITE GEAR 59' A (INF.# 13)	10	64		
18	AW457	1030843	WHITE GEAR 59' B	10	64		
19	AW449	1030841	WHITE GEAR FOR TIMER 440i P/N 1030841	10	64		



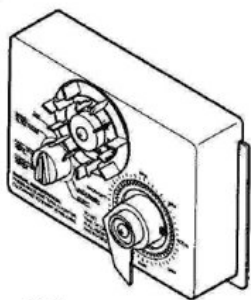
## SERIES 400 TIMER LIST



460tc



460i

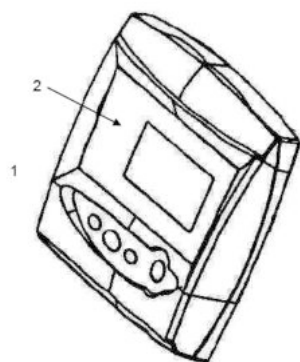


440i

Number	Ref	P.N.	Description	Fam.	Subfam.		
1	AW460	1051826	TIMER 440i 7DAYS 119' 12V.50HZ ITA	10	64		
1	AW474	1051828	TIMER 440i 7DAYS 119' 12V.50HZ E.	10	64		
2	AW482	4000610	TIMER 460tc 118' 12V.50HZ SYM	10	64		
2	AW483	4000611	TIMER 460tc 59' 12V.50HZ SYM	10	64		
2	AW480	1030007	TIMER 460i 118' 12V.50HZ SYM	10	64		
2	AW481	1051811	TIMER 460i 59' 12V.50HZ SYM	10	64		



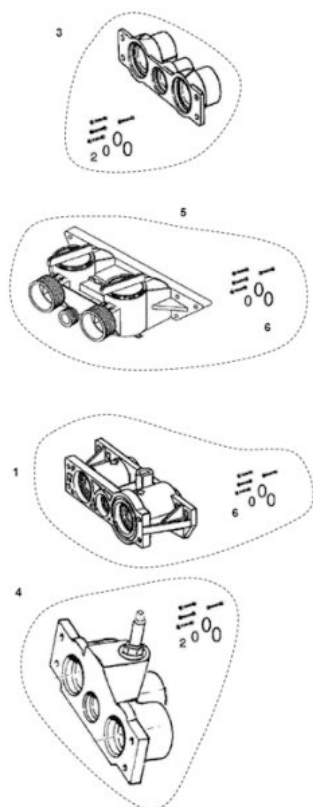
## SERIES 700 TIMER LIST



Number	Ref	P.N.	Description	Fam.	Subfam.		
1	AW511E		TIMER 740C W/CHECK SALT 12V 50/60HZ SYMBOL	10	64		
1	AW514E		TIMER 760C W/CHECK SALT 12V 50/60HZ SYMBOL	10	64		
1	AW517E		TIMER 740F W/CHECK SALT 12V 50/60HZ SYMBOL	10	64		
1	AW524E		TIMER 760F W/CHECK SALT 12V 50/60HZ SYMBOL	10	64		
1	AW512E		TIMER 742C W/CHECK SALT 12V 50/60HZ SYMBOL	10	64		
1	AW515E		TIMER 762C W/CHECK SALT 12V 50/60HZ SYMBOL	10	64		
1	AW518E		TIMER 742F W/CHECK SALT 12V 50/60HZ SYMBOL	10	64		
1	AW525E		TIMER 762F W/CHECK SALT 12V 50/60HZ SYMBOL	10	64		
1	AW505E		TIMER 764C W/CHECK SALT 12V 50/60HZ SYMBOL	10	64		
Not shown	AW504	1254886	SLAVE CONTROLLER P/N 1254886	10	64		



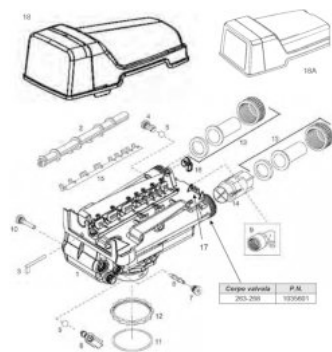
## METER, MANIFOLD, 256 BYPASS SPARE PARTS



Number	Ref	P.N.	Description	Fam.	Subfam.		
1	AW201	1032350	METER ADAPTER KIT	10	64		
2	AW197		O-RING SET W/SCREWS AND NUTS*	10	64		
3	AV015		MANIFOLD BRASS FEMALE 3/4" GAS	10	62		
3	AV016		MANIFOLD BRASS FEMALE 1" GAS	10	62		
3	AV010		MANIFOLD KIT BRASS FEMALE 3/4" GAS*	10	62		
3	AV011		MANIFOLD KIT BRASS FEMALE 1" GAS*	10	62		
Not shown	AV013	1040283	MANIFOLD KIT NORYL FEMALE 3/4" BSPT	10	62		
4	AV006		MANIFOLD BRASS 3/4" GAS MIXER	10	62		
4	AV017		MANIFOLD BRASS FEMALE 1" GAS MIXER	10	62		
Not shown	AV007		MANIFOLD KIT 3/4" GAS BRASS MIXER*	10	62		
Not shown	AV012		MANIFOLD KIT BRASS FEMALE 1" GAS MIXER*	10	62		
Not shown	AV001		MANIFOLD 3/4" MALE WITH TURBINE P/N 1234260	10	62		
Not shown	AV001A		MANIFOLD 255 3/4" BSP MALE NORYL + KIT P/N 123425	10	62		
Not shown	AV022		MANIFOLD 1" MALE WITH TURBINE + KIT P/N 1234259	10	62		
Not shown	AV022A		MANIFOLD 255 1" BSP MALE NORYL + KIT P/N 1234255	10	62		
5	AV026	1040769	BY-PASS 256 W/O-RING, SCREWS,NUTS	10	62		
6	AW197N	1040524	O-RING DET W/SCREWS & NUTS FOR NORYL MANIFOLD P/N1040524	10	64		



## 263-268-268F A/400 VALVE EXPLODED VIEW



Number	Ref	P.N.	Description	Fam.	Subfam.		
4	AW100	1000209	BACKWASH CONTROL 07 WITH O-RING	10	64		
4	AW101	1000210	BACKWASH CONTROL 08 WITH O-RING	10	64		
4	AW102	1000211	BACKWASH CONTROL 09 WITH O-RING	10	64		
4	AW103	1000212	BACKWASH CONTROL 10 WITH O-RING	10	64		
4	AW104	1000213	BACKWASH CONTROL 12 WITH O-RING	10	64		
4	AW105	1000214	BACKWASH CONTROL 13 WITH O-RING	10	64		
4	AW106	1000215	BACKWASH CONTROL 14 WITH O-RING	10	64		
5	AW139	1030502	FLOW CONTROL BALL	10	64		
6	AW130	1032970	INJECTOR A WHITE WITH O-RING	10	64		
6	AW131	1032971	INJECTOR B BLUE WITH O-RING	10	64		
6	AW132	1032972	INJECTOR C RED WITH O-RING	10	64		
7	AW107	1000269	INJECTOR CAP/BACKWASH OPEN 00	10	64		
8	AW110	1034261	BRINE REFILL CONTROL 10 Lbs	10	64		
8	AW111	1034263	BRINE REFILL CONTROL 19 Lbs	10	64		
8	AW308	1030334	PLUGGED REFILL CONTROL 263	10	64		
9	AV175	1002449	ELBOW DRIAN FITTING 3/4" F	10	62		



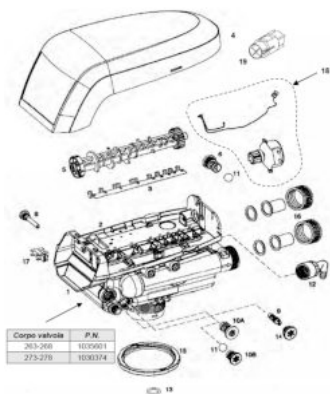
## 263-268-268F A/400 VALVE EXPLODED VIEW

Number	Ref	P.N.	Description	Fam.	Subfam.		
10	AW125	1000226	SCREEN/CAP ASSEMBLY WITH O-RING	10	64		
11	AW172	1010154	O-RING ADAPTER FOR PRESSURE VESSEL 2.1/2"	10	64		
12	AW319	1035622	TANK RING 2,5" FOR 263-268-278 P/N 1035622	10	64		
13	AV030B		MANIFOLD KIT BRASS MALE 3/4" GAS*	10	62		
13	AV031B		MANIFOLD KIT BRASS MALE " GAS*	10	62		
13	AV032	1001615	MANIFOLD KIT PVC D,32	10	62		
13	AV038		MANIFOLD KIT BRASS MALE 1 1/4" GAS*	10	62		
14	AW328	1033444	TURBINE ASSEMBLY	10	64		
15	AW360	1235339	VALVE DISC SPRING ONE PIECE 263/268 LOGIX P/N 1235339	10	64		
Not shown	AW181	1001580	VALVE DISC SPRING	10	64		
16	AW146A	3019873	CAMSHAFT BEARING FOR COVER Lid NEW STYLE	10	64		
18	AW141A	3019870	COVER FOR 255-263-268 SERIE 400 ( I-Lid ) NEW STYLE	10	64		
Not shown	AW329	1041174	VALVE DISCS KIT FOR 263-268-273-278	10	64		
Not shown	AW309	1035778	CAMSHAFT CLIP	10	64		
Not shown	AV037	1239760	BLENDING KIT SCREW FOR 700 SERIES AND 255/400 NEWSTYLE	10	62		
Not shown	AV065	1041116	MICRO-SWITCH KIT FOR 268 0.1 A	10	62		
Not shown	AV039		BY-PASS 1265 KIT BRASS 1" GAS*	10	62		
Not shown	AV040		BY-PASS KIT 1265 BRASS 1 1/4" GAS*	10	62		
Not shown	AW174	3030450	TOP PLATE SCREW NO 8x9/16"	10	64		





## LOGIX 263-268-278 VALVE EXPLODED VIEW



Number	Ref	P.N.	Description	Fam.	Subfam.		
1+2+3+13	AW362	1255104	263-268/700 VALVE ASSEMBLY W/O FLOW CONTROLS	10	64		
1+2+3+13	AW363	1255105	278 VALVE ASSMBLY W/O FLOW CONTROLS	10	64		
3	AW360	1235339	VALVE DISC SPRING ONE PIECE 263/268 LOGIX P/N 1235339	10	64		
4	AW148	1236246	253-5/263-8 LOGIX STANDARD COVER P/N 1236246	10	64		
5	AW358	1235352	CAMSHAFT 263/268 LOGIX P/N 1235352	10	64		
5	AW361	1237405	CAMSHAFT 278 LOGIX P/N 1237405	10	64		
6	AW100	1000209	BACKWASH CONTROL 07 WITH O-RING	10	64		
6	AW101	1000210	BACKWASH CONTROL 08 WITH O-RING	10	64		
6	AW102	1000211	BACKWASH CONTROL 09 WITH O-RING	10	64		
6	AW103	1000212	BACKWASH CONTROL 10 WITH O-RING	10	64		
6	AW104	1000213	BACKWASH CONTROL 12 WITH O-RING	10	64		
6	AW105	1000214	BACKWASH CONTROL 13 WITH O-RING	10	64		
6	AW106	1000215	BACKWASH CONTROL 14 WITH O-RING	10	64		
6	AV044	1030355	EXTERNAL BACKWASH 05 GPM	10	62		
6	AV045	1030356	EXTERNAL BACKWASH 06 GPM	10	62		
6	AV046	1030357	EXTERNAL BACKWASH 07 GPM	10	62		
6	AV047	1030358	EXTERNAL BACKWASH 08 GPM	10	62		
6	AV048	1030359	EXTERNAL BACKWASH 09 GPM	10	62		



## PARTS LIST VALVE LOGIX 263-268-278

Number	Ref	P.N.	Description	Fam.	Subfam.		
6	AV049	1030360	EXTERNAL BACKWASH 10 GPM	10	62		
6	AV141	1000406	EXTERNAL BACKWASH CONTROL 12 GPM	10	62		
6	AV142	1000407	EXTERNAL BACKWASH CONTROL 15 GPM	10	62		
6	AV144	1000409	EXTERNAL BACKWASH CONTROL 20 GPM	10	62		
8	AW125	1000226	SCREEN/CAP ASSEMBLY WITH O-RING	10	64		
9	AW133	1035730	INJECTOR E YELLOW WITH O-RING	10	64		
9	AW134	1035731	INJECTOR F PEACH WITH O-RING	10	64		
9	AW135	1035732	INJECTOR G TAN WITH O-RING	10	64		
9	AW136	1035733	INJECTOR H LIGHT PURPLE WITH O-RING	10	64		
9	AW137	1035734	INJECTOR J LIGHT BLUE WITH O-RING	10	64		
9	AW138	1035735	INJECTOR K PINK WITH O-RING	10	64		
9	AW348	1035736	INJECTOR L ORANGE WITH O-RING P/N 1035736	10	64		
9	AW349	1035737	INJECTOR M BROWN WITH O-RING P/N 1035737	10	64		
9	AW350	1035738	INJECTOR N GREEN WITH O-RING P/N 1035738	10	64		
9	AW351	1035739	INJECTOR Q PURPLE WITH O-RING P/N 1035739	10	64		
9	AW352	1035884	INJECTOR R GREY WITH O-RING P/N 1035884	10	64		
10A	AW118	1243510	BRINE REFILL CONTROL .33 GPM	10	64		
10B	AW327	1000519	BRINE REFILL CONTROL 1.3 GPM P/N 1000519	10	64		
11	AW139	1030502	FLOW CONTROL BALL	10	64		
11	AW308	1030334	PLUGGED REFILL CONTROL 263	10	64		
12	AV175	1002449	ELBOW DRIAN FITTING 3/4" F	10	62		
13	AW169	1232370	O-RING 1.05"	10	64		
14	AW107	1000269	INJECTOR CAP/BACKWASH OPEN 00	10	64		

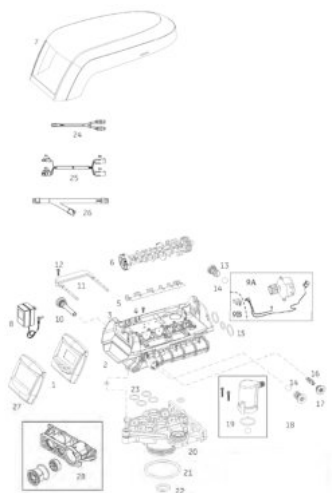


## PARTS LIST VALVE LOGIX 263-268-278

Number	Ref	P.N.	Description	Fam.	Subfam.		
15	AW319	1035622	TANK RING 2,5" FOR 263-268-278 P/N 1035622	10	64		
16	AV030B		MANIFOLD KIT BRASS MALE 3/4" GAS*	10	62		
16	AV031B		MANIFOLD KIT BRASS MALE " GAS*	10	62		
16	AV032	1001615	MANIFOLD KIT PVC D,32	10	62		
16	AV038		MANIFOLD KIT BRASS MALE 1 1/4" GAS*	10	62		
17	AW129	1235373	OPTIC SENSOR P/N 1235373	10	64		
18	AW126	1238861	MOTOR W/SPACER AND PINION AND CABLE SERIES 700 P/N 1238861	10	64		
Not shown	AW172	1010154	O-RING ADAPTER FOR PRESSURE VESSEL 2.1/2"	10	64		
Not shown	AW329	1041174	VALVE DISCS KIT FOR 263-268-273-278	10	64		
Not shown	AV037	1239760	BLENDING KIT SCREW FOR 700 SERIES AND 255/400 NEWSTYLE	10	62		
Not shown	AW128	1235446	TURBINE CABLE 255-268-278/700	10	64		
19	AW328	1033444	TURBINE ASSEMBLY	10	64		
Not shown	AX040	1244336	KIT CHLORINE GENERATOR 255/268 LOGIX	10	70		
Not shown	AW124	3029962	MOTOR LOCKING PIN P/N 3029962	10	64		
Not shown	AV057	1239711	FRONT MOUNT SWITCH KIT 253-5/263-8 0,1A	10	62		
Not shown	AV058	1239752	FRONT MOUNT SWITCH KIT 253-5/263-8 5A	10	62		
Not shown	AV059	1239753	TOP PLATE SWITCH KIT 253-5/263-8 0,1A	10	62		
Not shown	AV069	1239754	TOP PLATE SWITCH KIT 253-5/263-8 5A	10	62		
Not shown	AV036A	1256257	KIT REMOTE LOGIX CONTROL W/TERMINAL BLOCKS P/N 1256257	10	62		
Not shown	AV023	1242411	EXTENSION CORD Lg=50cm FOR CAB. P/N 1242411	10	62		
Not shown	AV023A	1239979	4 PIN CONNECTOR CABLE START 700 SERIES	10	62		



## 255/764 VALVE EXPLODED VIEW & PARTS LIST



Number	Ref	P.N.	Description	Fam.	Subfam.		
1	AW505E		TIMER 764C W/CHECK SALT 12V 50/60HZ SYMBOL	10	64		
2+3+4+5	AW168	1244650	255/700 VALVE ASSEMBLY W/O FLOW CONTROLS	10	64		
3	AW162	1235340	TOP PLATE 253/255 LOGIX P/N 1235341	10	64		
4-12	AW174	3030450	TOP PLATE SCREW NO 8x9/16"	10	64		
5	AW163	1235341	SPRING ONE PIECE 255 VALVE P/N 1235341	10	64		
6	AW149	1235353	CAMSHAFT 253/255 LOGIX P/N 1235353	10	64		
6	AW177	1236251	CAMSHAFT 255 LOGIX 764 TWIN P/N 1236251	10	64		
7	AW148	1236246	253-5/263-8 LOGIX STANDARD COVER P/N 1236246	10	64		
8	AW500	1000814	EUROPEAN TRANSFORMER 230/12V	10	64		
8	AW501	1000813	BRITISH TRANSFORMER	10	64		
9A	AW126	1238861	MOTOR W/SPACER AND PINION AND CABLE SERIES 700 P/N 1238861	10	64		
9B	AW129	1235373	OPTIC SENSOR P/N 1235373	10	64		
10	AW125	1000226	SCREEN/CAP ASSEMBLY WITH O-RING	10	64		
11	AW173	1031402	LOCKING BAR	10	64		
13	AW100	1000209	BACKWASH CONTROL 07 WITH O-RING	10	64		
13	AW101	1000210	BACKWASH CONTROL 08 WITH O-RING	10	64		
13	AW102	1000211	BACKWASH CONTROL 09 WITH O-RING	10	64		
13	AW103	1000212	BACKWASH CONTROL 10 WITH O-RING	10	64		
13	AW104	1000213	BACKWASH CONTROL 12 WITH O-RING	10	64		
13	AW105	1000214	BACKWASH CONTROL 13 WITH O-RING	10	64		
13	AW106	1000215	BACKWASH CONTROL 14 WITH O-RING	10	64		
14	AW139	1030502	FLOW CONTROL BALL	10	64		
15	AW196	1040459	O-RING SET*	10	64		

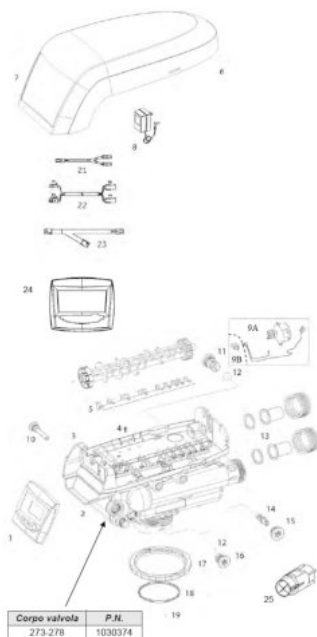


## PARTS LIST VALVE 255/764

Number	Ref	P.N.	Description	Fam.	Subfam.		
16	AW133	1035730	INJECTOR E YELLOW WITH O-RING	10	64		
16	AW134	1035731	INJECTOR F PEACH WITH O-RING	10	64		
16	AW135	1035732	INJECTOR G TAN WITH O-RING	10	64		
16	AW136	1035733	INJECTOR H LIGHT PURPLE WITH O-RING	10	64		
16	AW137	1035734	INJECTOR J LIGHT BLUE WITH O-RING	10	64		
16	AW138	1035735	INJECTOR K PINK WITH O-RING	10	64		
16	AW348	1035736	INJECTOR L ORANGE WITH O-RING P/N 1035736	10	64		
16	AW349	1035737	INJECTOR M BROWN WITH O-RING P/N 1035737	10	64		
16	AW350	1035738	INJECTOR N GREEN WITH O-RING P/N 1035738	10	64		
16	AW351	1035739	INJECTOR Q PURPLE WITH O-RING P/N 1035739	10	64		
16	AW352	1035884	INJECTOR R GREY WITH O-RING P/N 1035884	10	64		
17	AW107	1000269	INJECTOR CAP/BACKWASH OPEN 00	10	64		
18	AW118	1243510	BRINE REFILL CONTROL .33 GPM	10	64		
19	AW190	1032417	KIT AIR-CHECK 1/4" MALE	10	64		
20	AW170	1033784	ADAPTER PRESSURE VESSEL 2.1/2" FOR TUBE 1.05"	10	64		
21	AW172	1010154	O-RING ADAPTER FOR PRESSURE VESSEL 2.1/2"	10	64		
22	AW169	1232370	O-RING 1.05"	10	64		
23	AW195	1001404	O-RING SET FOR 255 VALVE TOP/BOTTOM COUPLING	10	64		
24	AW365	3016715	Y CABLE 4 PIN TURBINE SENSOR P/N 3016715	10	64		
25	AW366	3016775	INTERCONNECTION CABLE LOGIX TWIN LG 3 M P/N 3016775	10	64		
26	AW367	3020228	START/LOCKOUT CABLE 3 PIN MULTI TANK P/N 3020228	10	64		
27	AW504	1254886	SLAVE CONTROLLER P/N 1254886	10	64		
28	AW201	1032350	METER ADAPTER KIT	10	64		
Not shown	AW124	3029962	MOTOR LOCKING PIN P/N 3029962	10	64		
Not shown	AW128	1235446	TURBINE CABLE 255-268-278/700	10	64		



## PARTS LIST VALVE 278/764



Number	Ref	P.N.	Description	Fam.	Subfam.		
1	AW505E		TIMER 764C W/CHECK SALT 12V 50/60HZ SYMBOL	10	64		
2+3+4+5+19	AW363	1255105	278 VALVE ASSMBLY W/O FLOW CONTROLS	10	64		
4	AW174	3030450	TOP PLATE SCREW NO 8x9/16"	10	64		
5	AW360	1235339	VALVE DISC SPRING ONE PIECE 263/268 LOGIX P/N 1235339	10	64		
6	AW361	1237405	CAMSHAFT 278 LOGIX P/N 1237405	10	64		
6	AW364	1237406	CAMSHAFT 278 LOGIX 764 TWIN P/N 1237406	10	64		
7	AW148	1236246	253-5/263-8 LOGIX STANDARD COVER P/N 1236246	10	64		
8	AW500	1000813	EUROPEAN TRANFORMER 230/12V	10	64		
8	AW501	1000811	BRITISH TRANFORMER	10	64		
9A	AW126	1238861	MOTOR W/SPACER AND PINION AND CABLE SERIES 700 P/N 1238861	10	64		
9B	AW129	1235373	OPTIC SENSOR P/N 1235373	10	64		
10	AW125	1000226	SCREEN/CAP ASSEMBLY WITH O-RING	10	64		
11	AW100	1000209	BACKWASH CONTROL 07 WITH O-RING	10	64		
11	AW101	1000211	BACKWASH CONTROL 08 WITH O-RING	10	64		
11	AW103	1000212	BACKWASH CONTROL 10 WITH O-RING	10	64		
11	AW104	1000213	BACKWASH CONTROL 12 WITH O-RING	10	64		
11	AW105	1000214	BACKWASH CONTROL 13 WITH O-RING	10	64		
11	AW106	1000215	BACKWASH CONTROL 14 WITH O-RING	10	64		
12	AW139	1030502	FLOW CONTROL BALL	10	64		
13	AV031B		MANIFOLD KIT BRASS MALE " GAS*	10	62		
13	AV032	1001615	MANIFOLD KIT PVC D,32	10	62		
13	AV038		MANIFOLD KIT BRASS MALE 1 1/4" GAS*	10	62		
13	AW183		MANIFOLD+NUT 1,1/4" BRASS	10	64		

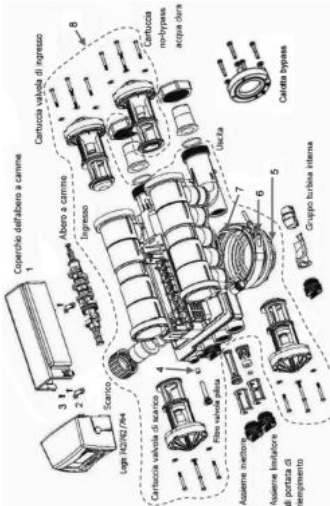


## PARTS LIST VALVE 278/764

Number	Ref	P.N.	Description	Fam.	Subfam		
14	AW133	1035730	INJECTOR E YELLOW WITH O-RING	10	64		
14	AW134	1035731	INJECTOR F PEACH WITH O-RING	10	64		
14	AW135	1035732	INJECTOR G TAN WITH O-RING	10	64		
14	AW136	1035733	INJECTOR H LIGHT PURPLE WITH O-RING	10	64		
14	AW137	1035734	INJECTOR J LIGHT BLUE WITH O-RING	10	64		
14	AW138	1035735	INJECTOR K PINK WITH O-RING	10	64		
14	AW348	1035736	INJECTOR L ORANGE WITH O-RING P/N 1035736	10	64		
14	AW349	1035737	INJECTOR M BROWN WITH O-RING P/N 1035737	10	64		
14	AW350	1035738	INJECTOR N GREEN WITH O-RING P/N 1035738	10	64		
14	AW351	1035739	INJECTOR Q PURPLE WITH O-RING P/N 1035739	10	64		
14	AW352	1035884	INJECTOR R GREY WITH O-RING P/N 1035884	10	64		
15	AW107	1000269	INJECTOR CAP/BACKWASH OPEN 00	10	64		
16	AW118	1243510	BRINE REFILL CONTROL .33 GPM	10	64		
16	AW327	1000519	BRINE REFILL CONTROL 1.3 GPM P/N 1000519	10	64		
17	AW319	1035622	TANK RING 2,5" FOR 263-268-278 P/N 1035622	10	64		
18	AW172	1010154	O-RING ADAPTER FOR PRESSURE VESSEL 2.1/2"	10	64		
19	AW169	1232370	O-RING 1.05"	10	64		
21	AW365	3016715	Y CABLE 4 PIN TURBINE SENSOR P/N 3016715	10	64		
22	AW366	3016775	INTERCONNECTION CABLE LOGIX TWIN LG 3 M P/N 3016775	10	64		
23	AW367	3020228	START/LOCKOUT CABLE 3 PIN MULTI TANK P/N 3020228	10	64		
24	AW504	1254886	SLAVE CONTROLLER P/N 1254886	10	64		
Not shown	AW124	3029962	MOTOR LOCKING PIN P/N 3029962	10	64		
Not shown	AW128	1235446	TURBINE CABLE 255-268-278/700	10	64		
25	AW328	1033444	TURBINE ASSEMBLY	10	64		



## MAGNUM VALVE 700 SERIES EXPLODED VIEW

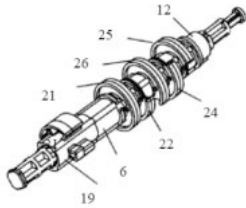


Number	Ref	P.N.	Description	Fam.	Subfam.		
1	CD140	1000343	CAMSHAFT COVER	20	83		
2	CD100	1000589	PILLOW BLOCK CAP	20	83		
3	CD109	3030505	MAGNUM VALVE LONG SCREW	20	83		
4	CD144	3025780	INTERNAL CHECK VALVE	20	83		
6	CD173	3024785	CLAMP AISI 304 P/N 3024785	20	83		
7	CD174	3026486	O RING CLAMP P/N 3026486	20	83		

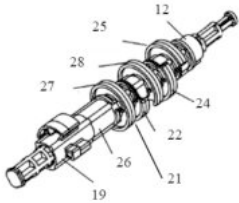




## MAGNUM VALVE 700 SERIES SPARE PARTS



A) ALBERO A CAMME 5 CICLI  
ADDOLCITORE/FILTRO LOGIX



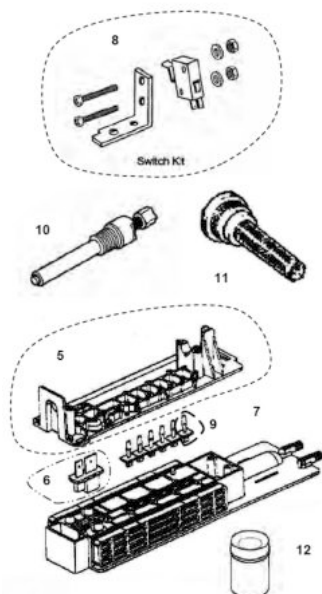
B) ALBERO A CAMME TWIN  
LOGIX

Number	Ref	P.N.	Description	Fam.	Subfam.		
A)	CD125	1267726	3-5 CYCLES MAGNUM LOGIX SIMPLEX CAMSHAFT	20	83		
consisting of							
19		1000499	Brine Cam - TAN				
6		1000462	Standard Cam - BLACK				
21		1001620	Pilot Cam # 1 - TAN				
22		1001621	Pilot Cam # 2 - BLU				
26		1267724	Pilot Cam # 3 - GREY				
24		1001623	Pilot Cam # 4 - YELLOW				
25		1001624	Pilot Cam # 5 - ORANGE				
12		1000469	Pilot Cam # 6 - RED				

Number	Ref	P.N.	Description	Fam.	Subfam.		
B)	CD126	1001751	3-5 CYCLES MAGNUM LOGIX TWIN CAMSHAFT P/N 1001751	20	83		
consisting of							
19		1000499	Brine Cam - TAN				
26		1034356	Spacer Cam - BLACK				
27		1233554	Standard Cam - TAN				
21		1001620	Pilot Cam # 1 - TAN				
22		1001621	Pilot Cam # 2 - BLU				
28		1001622	Pilot Cam # 3 - GREEN				
24		1001623	Pilot Cam # 4 - YELLOW				
25		1001624	Pilot Cam # 5 - ORANGE				
12		1000469	Pilot Cam # 6 - RED				



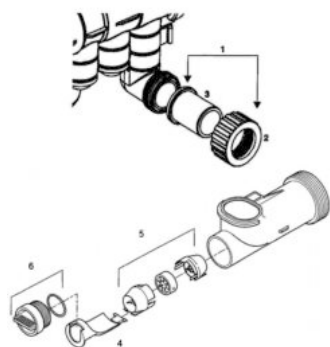
## MAGNUM VALVE 700 SERIES SPARE PARTS



Number	Ref	P.N.	Description	Fam.	Subfam.		
5	CD141	1000339	MAGNUM PLATE P/N 1000339	20	83		
Not shown	AW174	3030450	TOP PLATE SCREW NO 8x9/16"	10	64		
Not shown	CD109	3030505	MAGNUM VALVE LONG SCREW	20	83		
6	CD143	1000391	BRINE FLAPFOR VALVE P/N 1000391	20	83		
9	CD142	1000328	PILOT FLAPPER VALVE P/N 1000328	20	83		
Not shown	AW181	1001580	VALVE DISC SPRING	10	64		
6+7	CD020	1040692	VALVE DISCS KIT FOR MAGNUM	20	83		
Not shown	CD161	1010162	4" TANK ADAPTER O-RING	20	83		
8	CC119	3019468	KIT N.1 MICRO SWITCH 0.1 AMPERE P/N 3019468	20	82		
8	CC120	3019469	KIT N. 1 MICRO SWITCH 5.0 AMPERE P/N 3019469	20	82		
Not shown	CC124	3019467	KIT N. 3 MICRO SWITCH 5,0 AMPERE P/N 3019467	20	82		
10	CC130	1040668	EXTERNAL PILOT FEED ADAPTER	20	82		
11	AW125	1000226	SCREEN/CAP ASSEMBLY WITH O-RING	10	64		
12	CD144	3025780	INTERNAL CHECK VALVE	20	83		



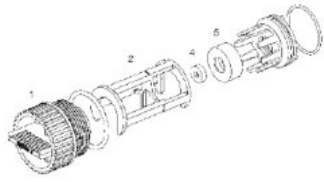
## MAGNUM VALVE INSTALLATION ADAPTER PARTS



Number	Ref	P.N.	Description	Fam.	Subfam.		
1	CC080	3023673	MAGNUM 1.5" STAINLESS STEEL ADAPTER KIT BSPT	20	82		
1	CC081	1001656	MAGNUM 1.5" PVC D.50 MM ADAPTER KIT	20	82		
1	CC082	3023674	MAGNUM 2" STAINLESS STEEL ADAPTER KIT BSPT	20	82		
1	CC083	1040785	MAGNUM 2" PVC D.63 MM ADAPTER KIT	20	82		
2	CD151	1000356	1.5" NORYL ADAPTER NUT	20	83		
2	CD152	1030664	2" SS ADAPTER NUT	20	83		
3	CD153	3014556	1.5" SS BSPT ADAPTER	20	83		
3	CD163		1.5" BSPT FEMALE ADAPTER AVP GALVANIZED	20	83		
3	CD164		1.1/4" BSPT FEMALE ADAPTER AVP GALVANIZED	20	83		
4	CD067	1000074	INSERT CORNER 2"	20	83		
5	CD068	1232965	ASSEMBLY TURBINE IT 2" P/N 1232965	20	83		
6	CD099	1040688	PLUG FOR INJECTOR, REFILL AND PRESSURE REGULATOR PORTS	20	83		
Not shown	CD158	1010160	1.5" ADAPTER & 48.3 MM TUBE O-RING	20	83		
Not shown	CD159	1010165	2" ADAPTER O-RING	20	83		
Not shown	CD161	1010162	4" TANK ADAPTER O-RING	20	83		
Not shown	CD162	1030891	GASKET FOR 2" TURBINE	20	83		
Not shown	CC084	1040921	SIDE MOUNT ADAPTER PVC 2" BSPT FEMALE	20	82		
Not shown	CD069	1033358	2" FLOW METER BODY	20	83		
Not shown	CD073	1034081	2" FLOW METER W/ 63 MM METRIC CPVC ADAPTER	20	83		

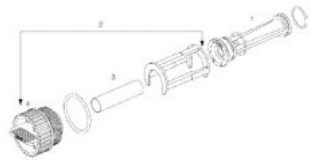


## MAGNUM REFILL CONTROL ASSEMBLY PARTS



Number	Ref	P.N.	Description	Fam.	Subfam.		
1	CD099	1040688	PLUG FOR INJECTOR, REFILL AND PRESSURE REGULATORPORTS	20	83		
3	CD089	1040687	REFILL CONTROL ASSEMBLY W/O REFILL CONTROL	20	83		
4	CD081	1000421	BRINE REFIL CONTROLLER 0.7 GPM FOR PRESSURE VESSEL 14"	20	83		
4	CD082	1000422	BRINE REFIL CONTROLLER 0.8 GPM FOR PRESSURE VESSEL 16"	20	83		
4	CD083	1000423	BRINE REFIL CONTROLLER 1.0 GPM FOR PRESSURE VESSEL 18"	20	83		
4	CD084	1000424	BRINE REFIL CONTROLLER 1.4 GPM FOR PRESSURE VESSEL 21"	20	83		
4	CD085	1000425	BRINE REFIL CONTROLLER 2.0 GPM FOR PRESSURE VESSEL 24"	20	83		
4	CD086	1000426	BRINE REFIL CONTROLLER 3.0 GPM FOR PRESSURE VESSEL 30"	20	83		
4	CD087	1000427	BRINE REFIL CONTROLLER 5.0 GPM FOR PRESSURE VESSEL 36"	20	83		
5	CD080	1000479	REFILL CONTROL CAGE	20	83		

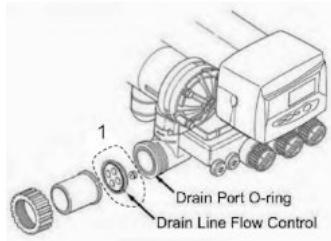
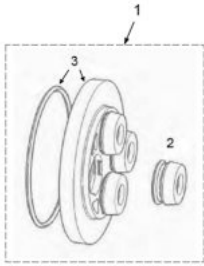
## MAGNUM INJECTOR ASSEMBLY PARTS



Number	Ref	P.N.	Description	Fam.	Subfam.		
1	CD091	1040670	INJECTOR 0.5 GPM FOR PRESSURE VESSEL 14"	20	83		
1	CD092	1040671	INJECTOR 0.5 GPM FOR PRESSURE VESSEL 16"	20	83		
1	CD093	1040672	INJECTOR 0.6 GPM FOR PRESSURE VESSEL 18"	20	83		
1	CD094	1040673	INJECTOR 0.9 GPM FOR PRESSURE VESSEL 21"	20	83		
1	CD095	1040674	INJECTOR 1.4 GPM FOR PRESSURE VESSEL 24"	20	83		
1	CD096	1040675	INJECTOR 2.0 GPM FOR PRESSURE VESSEL 30"	20	83		
1	CD097	1040676	INJECTOR 3.3 GPM FOR PRESSURE VESSEL 36"	20	83		
1	CD098	1040669	BLANK INJECTOR	20	83		
2	CD088	1040677	INJECTOR ASSEMBLY W/O INJECTOR	20	83		
3	CD090	1000322	INJECTOR SCREEN P/N 1000322	20	83		
4	CD099	1040688	PLUG FOR INJECTOR, REFILL AND PRESSURE REGULATORPORTS	20	83		



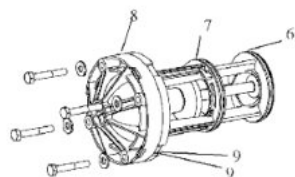
## MAGNUM DRAIN LINE FLOW CONTROL PART LIST



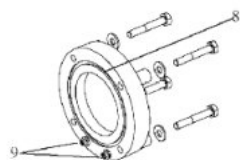
Number	Ref	P.N.	Description	Fam.	Subfam.		
1	CC101	1040720	FLOW CONTROL DISK 05 GPM	20	82		
1	CC102	1040721	FLOW CONTROL DISK 06 GPM	20	82		
1	CC103	1040723	FLOW CONTROL DISK 08 GPM	20	82		
1	CC104	1040725	FLOW CONTROL DISK 10 GPM	20	82		
1	CC105	1040728	FLOW CONTROL DISK 13 GPM	20	82		
1	CC114	1040729	FLOW CONTROL DISK 14 GPM	20	82		
1	CC106	1040740	FLOW CONTROL DISK 15 GPM	20	82		
1	CC107	1040745	FLOW CONTROL DISK 20 GPM	20	82		
1	CC108	1040747	FLOW CONTROL DISK 22 GPM	20	82		
1	CC110	1040735	FLOW CONTROL DISK 30 GPM	20	82		
1	CC111	1040750	FLOW CONTROL DISK 35 GPM	20	82		
1	CC112	1040755	FLOW CONTROL DISK 40 GPM	20	82		
1	CD101	1040756	FLOW CONTROL INSERT 05 GPM BLUE	20	83		
2	CD102	1040757	FLOW CONTROL INSERT 06 GPM RED	20	83		
2	CD103	1040758	FLOW CONTROL INSERT 07 GPM LIGHT BROWN	20	83		
2	CD104	1040759	FLOW CONTROL INSERT 08 GPM GREEN	20	83		
2	CD105	1040760	FLOW CONTROL INSERT 09 GPM LIGHT BROWNED	20	83		
2	CD106	1040761	FLOW CONTROL INSERT 10 GPM BRICK RED	20	83		
2	CD107	1040763	BLANK FLOW CONTROL INSERT BLACK	20	83		
2	CD180		DLFC INSERTS KIT*	20	83		
3	CD108	1040762	FLOW CONTROL DISC WITH O-RING	20	83		



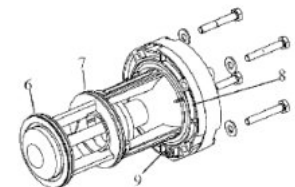
## MAGNUM CARTRIDGES PARTS LIST



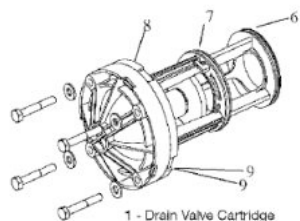
2 - Rinse Valve Cartridge



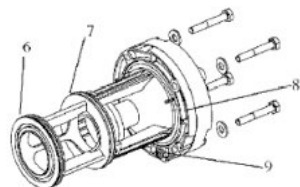
4 - Hard Water Bypass Cap



5 - Inlet Valve Cartridge



1 - Drain Valve Cartridge

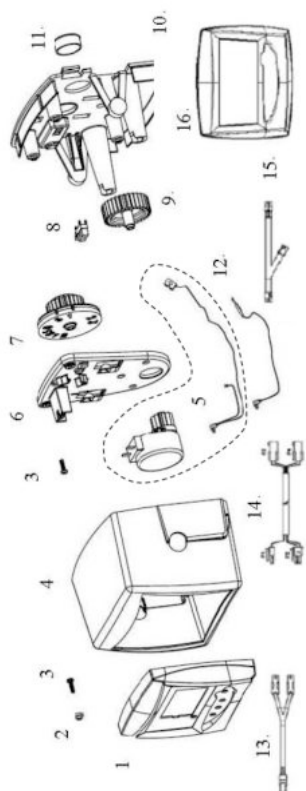


3 - No Hard Water Bypass Valve Cartridge

Number	Ref	P.N.	Description	Fam.	Subfam.		
1-3	CD111	1000366	DRAIN VALVE/NO HARD WATER BYPASS VALVE CARTRIDGE	20	83		
2	CD112	1000365	RINSE VALVE CARTRIDGE	20	83		
4	CD114	1000336	HARD WATER BYPASS CAP	20	83		
5	CD113	1000317	INLET VALVE CARTRIDGE	20	83		
6	CD118	1010157	O RING # 6 P/N 1010157	20	83		
7	CD119	1010158	O RING # 7 P/N 1010158	20	83		
8	CD120	3030497	O RING # 8 P/N 3030497	20	83		
9	CD124	1010116	O RING # 9 P/N 3030531	20	83		
Not shown	CD116	1040690	O-RING KIT FOR HARD WATER BYPASS CAP P/N 1040690	20	83		
Not shown	CD115	1040689	O-RING KIT P/N 1040689	20	83		



## SERIES MAGNUM 700 TIMER LIST



Number	Ref	P.N.	Description	Fam.	Subfam.		
1	AW512E		TIMER 742C W/CHECK SALT 12V 50/60HZ SYMBOL	10	64		
1	AW515E		TIMER 762C W/CHECK SALT 12V 50/60HZ SYMBOL	10	64		
1	AW518E		TIMER 742F W/CHECK SALT 12V 50/60HZ SYMBOL	10	64		
1	AW525E		TIMER 762F W/CHECK SALT 12V 50/60HZ SYMBOL	10	64		
1	AW505E		TIMER 764C W/CHECK SALT 12V 50/60HZ SYMBOL	10	64		
2	CD135	3030921	BUSHING LOGIX MOUNT	20	83		
3	CD136	3030001	NUT P/N 3030001	20	83		
5	AW126	1238861	MOTOR W/SPACER AND PINION AND CABLE SERIES 700 P/N 1238861	10	64		
7	CD139	1262581	DRIVE GEAR LOGIX MAGNUM CONTROL	20	83		
8	AW129	1235373	OPTIC SENSOR P/N 1235373	10	64		
9	CD128	1262672	IDLE GEAR LOGIX MAGNUM CONTROL	20	83		
12	CD131	1266722	TURBINE CABLE LOGIX LG=0.8 M	20	83		
12	CD132	1266723	TURBINE CABLE LOGIX LG=3 M	20	83		
13	AW365	3016715	Y CABLE 4 PIN TURBINE SENSOR P/N 3016715	10	64		
14	AW366	3016775	INTERCONNECTION CABLE LOGIX TWIN LG 3 M P/N 3016775	10	64		
15	AW367	3020228	START/LOCKOUT CABLE 3 PIN MULTI TANK P/N 3020228	10	64		
16	AW504	1254886	SLAVE CONTROLLER P/N 1254886	10	64		
Not shown	AW500	1000814	EUROPEAN TRANSFORMER 230/12V	10	64		
Not shown	AW501	1000813	BRITISH TRANSFORMER	10	64		
Not shown	AV036A	1256257	KIT REMOTE LOGIX CONTROL W/TERMINAL BLOCKS P/N 1256257	10	62		
Not shown	AV023A	1239979	4 PIN CONNECTOR CABLE START 700 SERIES	10	62		



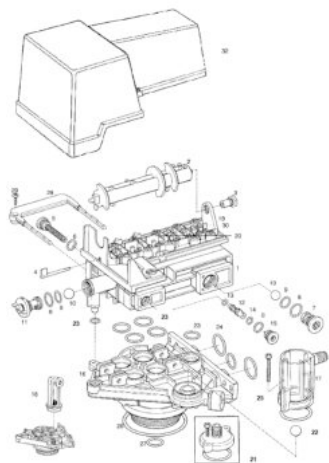
## PARTS LIST VALVE 255 D.I.

Number	Ref	P.N.	Description	Fam.	Subfam.		
Not shown	AW030	1030933	BACWASH BALL 155 DEMI	10	64		
Not shown	AW040	1033441	CAP 255 DI P/N 1033442	10	64		
Not shown	AW041	1034117	INJECTOR A 255 DI P/N 1034117	10	64		
Not shown	AW042	1034118	INJECTOR B 255 DI P/N 1034118	10	64		
Not shown	AW043	1034119	INJECTOR C 255 DI P/N 1034119	10	64		
Not shown	AW044	1033437	BACKWASH 08 255DI P/N 1033437	10	64		
Not shown	AW045	1033438	BACKWASH 09 255 DI P/N 1033438	10	64		
Not shown	AW046	1033439	BACKWASH 10 255DI P/N 1033439	10	64		
Not shown	AW047	1033440	BACKWASH 12 255DI P/N 1033440	10	64		
Not shown	AW048	1034110	CHECK VALVE 255 DI	10	64		
Not shown	AW049EP	1034185	EPDM O-RING SET FOR 255 DI VALVE TOP/BOTTOM COUPLING*	10	64		
Not shown	AW050EP	1033268	KIT OR EPDM 255 DI*	10	64		





## PARTS LIST VALVE 155



Number	Ref	P.N.	Description	Fam.	Subfam.		
3	AW146A	1030501	CAMSHAFT BEARING FOR COVER Lid NEW STYLE	10	64		
7	AW014	1000208	BACKWASH CONTROL 06 WITH O-RING	10	64		
7	AW100	1000209	BACKWASH CONTROL 07 WITH O-RING	10	64		
7	AW101	1000210	BACKWASH CONTROL 08 WITH O-RING	10	64		
7	AW102	1000211	BACKWASH CONTROL 09 WITH O-RING	10	64		
7	AW103	1000212	BACKWASH CONTROL 10 WITH O-RING	10	64		
7	AW104	1000213	BACKWASH CONTROL 12 WITH O-RING	10	64		
7	AW105	1000214	BACKWASH CONTROL 13 WITH O-RING	10	64		
10	AW139	1030502	FLOW CONTROL BALL	10	64		
11	AW110	1034261	BRINE REFILL CONTROL 10 Lbs	10	64		
11	AW111	1034263	BRINE REFILL CONTROL 19 Lbs	10	64		
12	AW130	1032970	INJECTOR A WHITE WITH O-RING	10	64		
12	AW131	1032971	INJECTOR B BLUE WITH O-RING	10	64		
12	AW132	1032972	INJECTOR C RED WITH O-RING	10	64		
16	AW170	1033784	ADAPTER PRESSURE VESSEL 2.1/2" FOR TUBE 1.05"	10	64		
17	AW190	1032417	KIT AIR-CHECK 1/4" MALE	10	64		
20	AW025	1033013	VALVE DISCS KIT FOR 155-163-168	10	64		
21	AW191	1033066	NEW TO OLD AIR CHECK ADAPTER	10	64		
22	AW140	1030528	AIR-CHECK BALL	10	64		
23	AW195	1001404	O-RING SET FOR 255 VALVE TOP/BOTTOM COUPLING	10	64		
24	AW196	1040459	O-RING SET*	10	64		
25	AW175		INOX SCREW 8-32 UNC LG. 75mm	10	64		
Not shown	AW197		O-RING SET W/SCREWS AND NUTS*	10	64		
26	AW172	1010154	O-RING ADAPTER FOR PRESSURE VESSEL 2.1/2"	10	64		
27	AW169	1232370	O-RING 1.05"	10	64		
28	AW173	1031402	LOCKING BAR	10	64		
29	AW174	3030450	TOP PLATE SCREW NO 8x9/16"	10	64		
30	AW181	1001580	VALVE DISC SPRING	10	64		



## Autotrol Valves Series 255 Accessories

**Bypass Kits 256:** with gaskets, brass adapters, screws and nuts.

Ref	Description	Fam.	Subfam.		
AV028	BY-PASS 256 KIT BRASS 3/4" GAS*	10	62		
AV029	BY-PASS 256 KIT BRASS 1" GAS*	10	62		

Ref	Description	Connections in/out	Drain line
AV028	BY-PASS 256 KIT BRASS 3/4" GAS*	3/4"	1/2"
AV029	BY-PASS 256 KIT BRASS 1" GAS*	1"	1/2"

Box: WxLxH	Box: Q.ty	Box: Weight	Pallet: WxLxH	Pallet: Q.ty	Pallet: Weight

**Female manifold kits:** with o-rings, screws and nuts.

Ref	Description	Fam.	Subfam.		
AV013	MANIFOLD KIT NORYL FEMALE 3/4" BSPT	10	62		
AV010	MANIFOLD KIT BRASS FEMALE 3/4" GAS*	10	62		
AV011	MANIFOLD KIT BRASS FEMALE 1" GAS*	10	62		

Ref	Description	Connections In/Out	Drain line	Material
AV013	MANIFOLD KIT NORYL FEMALE 3/4" BSPT	3/4"	1/2"	Noryl
AV010	MANIFOLD KIT BRASS FEMALE 3/4" GAS*	3/4"	3/8"	Brass
AV011	MANIFOLD KIT BRASS FEMALE 1" GAS*	1"	1/2"	Brass

Box: WxLxH	Box: Q.ty	Box: Weight	Pallet: WxLxH	Pallet: Q.ty	Pallet: Weight

**Female mixing manifold kits :** with o-rings, screws and nuts.

Ref	Description	Fam.	Subfam.		
AV007	MANIFOLD KIT 3/4" GAS BRASS MIXER*	10	62		
AV012	MANIFOLD KIT BRASS FEMALE 1" GAS MIXER*	10	62		

Ref	Description	Connections in/out	Drain line	Material
AV007	MANIFOLD KIT 3/4" GAS BRASS MIXER*	3/4"	3/8"	Brass
AV012	MANIFOLD KIT BRASS FEMALE 1" GAS MIXER*	1"	1/2"	Brass

Box: WxLxH	Box: Q.ty	Box: Weight	Pallet: WxLxH	Pallet: Q.ty	Pallet: Weight



## Autotrol Valves Series 255 Accessories

### Male manifold kits

- in plastic material Noryl;
- with o-rings, screws and nuts.

Ref	Description	Fam.	Subfam.		
AV001	MANIFOLD 3/4" MALE WITH TURBINE P/N 1234260	10	62		
AV001A	MANIFOLD 255 3/4" BSP MALE NORYL + KIT P/N 123425	10	62		
AV022	MANIFOLD 1" MALE WITH TURBINE + KIT P/N 1234259	10	62		
AV022A	MANIFOLD 255 1" BSP MALE NORYL + KIT P/N 1234255	10	62		

Ref	Description	Connections in/out	Drain line	Option
AV001	MANIFOLD 3/4" MALE WITH TURBINE P/N 1234260	3/4"	3/4"	With turbine
AV001A	MANIFOLD 255 3/4" BSP MALE NORYL + KIT P/N 123425	3/4"	3/4"	Without turbine
AV022	MANIFOLD 1" MALE WITH TURBINE + KIT P/N 1234259	1"	1/2"	With turbine
AV022A	MANIFOLD 255 1" BSP MALE NORYL + KIT P/N 1234255	1"	1/2"	Without turbine

Box: WxLxH	Box: Q.ty	Box: Weight	Pallet: WxLxH	Pallet: Q.ty	Pallet: Weight

### Slim cover for valve 255 Logix

- in plastic material.

Ref	Description	Fam.	Subfam.		
AW145	255 LOGIX SLIM COVER	10	10		

Box: WxLxH	Box: Q.ty	Box: Weight	Pallet: WxLxH	Pallet: Q.ty	Pallet: Weight

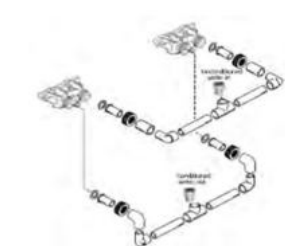
### D. 32 interconnection kit for 255/764twin residential duplex systems

- special manifold for AUTOTROL 255 valves included;
- for twin alternating and twin parallel systems

Ref	Description	Fam.	Subfam.		
AV119	INTERCONNECTION KIT 255/764 TWIN D.32 X 1" FEMALE*	10	62		

Quantity	Description
2	Adapter PVC-U D = 32 mm - 1"
2	Tee connection T PVC-U D = 32 mm
4	Elbow PVC-U D = 32 mm D1 = 25 mm
4	Tube PVC-U D = 32 mm
2	Elbow D = 32 mm
2	Coupling sleeve D = 32 mm
2	Manifold kit with adapter D. 32 to glue
2	256 by-pass with o-rings, screws and nuts

Box: WxLxH	Box: Q.ty	Box: Weight	Pallet: WxLxH	Pallet: Q.ty	Pallet: Weight





## Autotrol Valves Series 263 - 268 - 278 Accessories

### 1265 bypass Kits

- special manifold for AUTOTROL valves series 263, 268 and 278;
- with gaskets, brass adapters and nuts.

Ref	Description	Fam.	Subfam.		
AV039	BY-PASS 1265 KIT BRASS 1" GAS*	10	62		
AV040	BY-PASS KIT 1265 BRASS 1 1/4" GAS*	10	62		

Ref	Description	Connections in/out
AV039	BY-PASS 1265 KIT BRASS 1" GAS*	1"
AV040	BY-PASS KIT 1265 BRASS 1 1/4" GAS*	1 1/4"

Box: WxLxH	Box: Q.ty	Box: Weight	Pallet: WxLxH	Pallet: Q.ty	Pallet: Weight

### Manifold Kits

- special manifold for AUTOTROL valves series 263, 268 and 278;
- with 2 gaskets, 2 adapters and 2 nuts.

Ref	Description	Fam.	Subfam.		
AV030B	MANIFOLD KIT BRASS MALE 3/4" GAS*	10	62		
AV031B	MANIFOLD KIT BRASS MALE " GAS*	10	62		
AV032	MANIFOLD KIT PVC D,32	10	62		
AV038	MANIFOLD KIT BRASS MALE 1 1/4" GAS*	10	62		

Ref	Description	Raccordi in/out
AV030B	MANIFOLD KIT BRASS MALE 3/4" GAS*	3/4"
AV031B	MANIFOLD KIT BRASS MALE " GAS*	1"
AV032	MANIFOLD KIT PVC D,32	D.32
AV038	MANIFOLD KIT BRASS MALE 1 1/4" GAS*	1 1/4"

Box: WxLxH	Box: Q.ty	Box: Weight	Pallet: WxLxH	Pallet: Q.ty	Pallet: Weight





## Autotrol Valves Series 278 Accessories

### Kit di intercollegamento D. 32 per sistemi duplex residenziali 278/764 twin

- special manifold for AUTOTROL 278 valves included;
- for twin alternating and twin parallel systems;
- with IN/OUT connection D.32;

Ref	Description	Fam.	Subfam.		
AV128	INTERCONNECTION KIT 278/764 TWIN D.32 X 1" FEMALE*	10	62		

Quantity	Description
2	Adapter PVC-U D = 32 mm - 1"
2	Tee connection T PVC-U D = 32 mm
4	Elbow PVC-U D = 32 mm D1 = 25 mm
4	Tube PVC-U D = 32 mm
2	Elbow D = 32 mm
2	Coupling sleeve D = 32 mm
2	Manifold kit with adapter D. 32 to glue
2	1265 by-pass with o-rings, screws and nuts

Box: WxLxH	Box: Q.ty	Box: Weight	Pallet: WxLxH	Pallet: Q.ty	Pallet: Weight

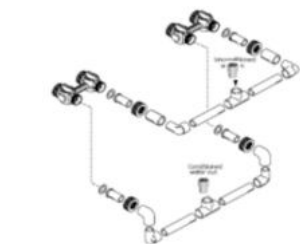
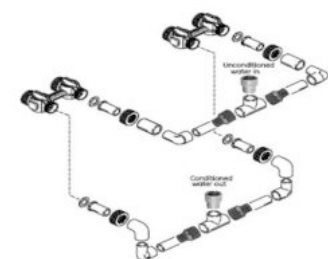
### D.40 interconnection kit for 278/764twin residential duplex systems

- special manifold for AUTOTROL 278 valves included;
- for twin alternating and twin parallel systems;
- with IN/OUT connection D.40;

Ref	Description	Fam.	Subfam.		
AV129	INTERCONNECTION KIT 278/764 TWIN D.40 X 1" 1/4 FEMALE *	10	62		

Quantity	Description
2	Adapter PVC-U D = 40 mm - 1 1/4"
2	Tee connection T PVC-U D = 40 mm
4	Reducing socket PVC-U D = 40 mm D2 = 32 mm
4	Elbow PVC-U D = 32 mm D1 = 25 mm
4	Tube PVC-U D = 32 mm
2	Elbow D = 32 mm
2	Coupling sleeve D = 32 mm
2	Manifold kit with adapter D. 32 to glue
2	1265 by-pass with o-rings, screws and nuts

Box: WxLxH	Box: Q.ty	Box: Weight	Pallet: WxLxH	Pallet: Q.ty	Pallet: Weight





## Autotrol Valves Magnum Accessories

### Magnum side mounting adapters

- in PVC material

Ref	Description	Fam.	Subfam.		
CC084	SIDE MOUNT ADAPTER PVC 2" BSPT FEMALE	20	82		
CC084A	MAGNUM SIDE MOUNT ADAPTER PVC D.63 MALE TO GLUE	20	82		

Box: WxLxH	Box: Q.ty	Box: Weight	Pallet: WxLxH	Pallet: Q.ty	Pallet: Weight



### Manifold kits

- with 3 nuts, 3 gaskets and 3 adapters.

Ref	Description	Fam.	Subfam.		
CC080	MAGNUM 1,5" STAINLESS STEEL ADAPTER KIT BSPT	20	82		
CC081	MAGNUM 1.5" PVC D.50 MM ADAPTER KIT	20	82		
CC082	MAGNUM 2" STAINLESS STEEL ADAPTER KIT BSPT	20	82		
CC083	MAGNUM 2" PVC D.63 MM ADAPTER KIT	20	82		

Ref	Description	in/out Connection	For autotrol valve
CC080	MAGNUM 1,5" STAINLESS STEEL ADAPTER KIT BSPT	1½"BSPT	Magnum cv 1,5" series
CC081	MAGNUM 1.5" PVC D.50 MM ADAPTER KIT	D.50	Magnum cv 1,5" series
CC082	MAGNUM 2" STAINLESS STEEL ADAPTER KIT BSPT	2" BSPT	Magnum it 2" series
CC083	MAGNUM 2" PVC D.63 MM ADAPTER KIT	D.63	Magnum it 2" series

Box: WxLxH	Box: Q.ty	Box: Weight	Pallet: WxLxH	Pallet: Q.ty	Pallet: Weight



## Autotrol Valves Magnum Accessories

### D.25 NPT 3/4" Pipe Union

- Suitable for brine line connection of the Magnum valves, alone or in coupling with a bonding hose connection (REF. CC086);
- In PVC-U.

Ref	Description	Fam.	Subfam.		
CC085	UNION D.25 NPT 3/4" PVC-U	20	82		

Box: WxLxH	Box: Q.ty	Box: Weight	Pallet: WxLxH	Pallet: Q.ty	Pallet: Weight



### D.25 Drain Fitting to glue

- Suitable for brine line connection of the Magnum valves, in coupling with D.25 NPT 3/4" pipe union (REF. CC085);
- In PVC-U.

Ref	Description	Fam.	Subfam.		
CC086	HOSE CONNECTION D.25 PVC-U TO GLUE	20	82		

Box: WxLxH	Box: Q.ty	Box: Weight	Pallet: WxLxH	Pallet: Q.ty	Pallet: Weight



### 3/4" - 3/4" F Elbow Fitting

- Suitable for the Brine Valve CC059 or for air check CC064M;
- In PVC-U.

Ref	Description	Fam.	Subfam.		
CC066	ELBOW PVC-U 3/4" F TO GLUE - 3/4" F THREADED	20	82		

Box: WxLxH	Box: Q.ty	Box: Weight	Pallet: WxLxH	Pallet: Q.ty	Pallet: Weight

## Valves Accessories

### Blending kit for Autotrol valves

- kit of nut and screw to install on 255 and 268 valves for blending of hard and softened water;
- insert the nut into the blending valve orifice located near the bypass flapper. Insert the screw through the top plate and the nut, and the screw until it touch the bypass flapper ;
- tightening the screw will force the bypass flapper open witch will blend hard water into the softened water supply. Loosening the screw will allow the bypass flapper to close reducing the blending;
- test the water and adjust the screw until the desired hardness level is reached.

Ref	Description	Fam.	Subfam.		
AV037	BLENDING KIT SCREW FOR 700 SERIES AND 255/400 NEWSTYLE	10	62		
AV185	MIXING VALVE FOR 366-368 VALVE	10	62		

Box: WxLxH	Box: Q.ty	Box: Weight	Pallet: WxLxH	Pallet: Q.ty	Pallet: Weight





## Valves Accessories

### Twist lock upper screens

- in ABS;
- max diameter 60 mm, length 64 mm;
- slots 0,3 mm.

Ref	Description	Fam.	Subfam.		
AV070	UPPER SCREEN 13/16" BAJONET (FOR 255 VALVE)	10	62		
AV071	UPPER SCREEN 1.05" BAJONETALVES)	10	62		

Box: WxLxH	Box: Q.ty	Box: Weight	Pallet: WxLxH	Pallet: Q.ty	Pallet: Weight

Certificates	Manufacturer	Sectors
DM174-2004		Domestic



### Upper screen

- in ABS;
- max diameter 60 mm, length 64 mm;
- slots 0,3 mm.

Ref	Description	Fam.	Subfam.		
AV073	UPPER SCREEN 1.05" (FOR 163,168 VALVES)	10	62		

Box: WxLxH	Box: Q.ty	Box: Weight	Pallet: WxLxH	Pallet: Q.ty	Pallet: Weight

Certificates	Manufacturer	Sectors
DM174-2004		Domestic



### Upper screens to glue

- in ABS;
- diameter 88 mm;
- slots 0,3 mm.

Ref	Description	Fam.	Subfam.		
CC050	UPPER SCREEN D=48,3 MM	20	82		
PV407	UPPER SCREEN FOR 4" ADAPTER 1.1/4" TUBE	50	241		

Ref	Lenght (mm)	For tube (mm)	For autotrol valve
CC050	150	48,3	Magnum
PV407	150	41,8 (1 1/4 ")	Adapter 4"-PV402

Box: WxLxH	Box: Q.ty	Box: Weight	Pallet: WxLxH	Pallet: Q.ty	Pallet: Weight

Certificates	Manufacturer	Sectors
DM174-2004		Domestic, Commercial, Industrial







## Valves Accessories

### Fittings for valves

- Jaco Style elbow fittings for 3/8" tubing;
- material PP.

Ref	Description	Fam.	Subfa m.		
AV150	ELBOW FITTING AIR-CHECK 1/4" FEMALE NPT	10	62		
AV154	ELBOW FITTING 3/8" FEMALE NPT	10	62		

Ref	Description	For autotrol valve
AV150	ELBOW FITTING AIR-CHECK 1/4" FEMALE NPT	255
AV154	ELBOW FITTING 3/8" FEMALE NPT	268-366-368

Certificates	Manufacturer	Sectors
DM174-2004		Domestic

### Fittings for valves

- Jaco Style straight fittings for 3/8" tubing;
- material PP.

Ref	Description	Fam.	Subfa m.		
AV152	STRAIGHT FITTING 1/4" MALE NPT	10	62		
AV153	STRAIGHT FITTING 3/8" MALE NPT	10	62		

Certificates	Manufacturer	Sectors
DM174-2004		Domestic

### Fittings for valves

- Jaco Style elbow fittings for 3/8" tubing;
- material PP.

Ref	Description	Fam.	Subfa m.		
AV151	ELBOW FITTING AIR-CHECK 1/4" MALE NPT	10	62		
AV160	ELBOW FITTING 1/4" FEMALE NPT JC 45-6-4 PO	10	62		
AV159	ELBOW FITTING 3/8" MALE NPT	10	62		

Ref	Description	For Autotrol valve
AV151	ELBOW FITTING AIR-CHECK 1/4" MALE NPT	155
AV160	ELBOW FITTING 1/4" FEMALE NPT JC 45-6-4 PO	
AV159	ELBOW FITTING 3/8" MALE NPT	

Certificates	Manufacturer	Sectors
DM174-2004		Domestic





## Valves Accessories

### Fittings for valves

- Jaco Style bulkhead union for 3/8" tubing;
- material PP.

Ref	Description	Fam.	Subfa m.		
AV156	BULKHEAD UNION 3/8" NPT	10	62		

Certificates	Manufacturer	Sectors
DM174-2004		Domestic

### Fittings for valves

- Jaco Style union elbow for 3/8" tubing;
- material PP.

Ref	Description	Fam.	Subfa m.		
AV155	ELBOW FITTING UNION 3/8" NPT	10	62		

Certificates	Manufacturer	Sectors
DM174-2004		Domestic

### Fittings for valves

- Jaco Style union TEE for 3/8" tubing;
- material PP.

Ref	Description	Fam.	Subfa m.		
AV158	UNION TEE 3/8" UNION NPT	10	62		

Certificates	Manufacturer	Sectors
DM174-2004		Domestic

### Straight drain fittings

- suitable for flexible hose 12,7 mm internal diameter;
- material nylon.

Ref	Description	Fam.	Subfa m.		
AV170	STRAIGHT DRAIN FITTING 3/8" M	10	62		
AV171	STRAIGHT DRAIN FITTING 1/2" M	10	62		
AV169	STRAIGHT DRAIN FITTING 1/2" FX16	10	62		

Certificates	Manufacturer	Sectors
		Domestic



## Elbowed drain fittings

- suitable for flexible hose 12,7 mm internal diameter;
- material nylon / polyethylene.

Ref	Description	Fam.	Subfam.		
AV172	ELBOW DRAIN FITTING 3/8" M	10	62		
AV173	ELBOW DRAIN FITTING 1/2" M	10	62		
AV174	ELBOW DRAIN FITTING 1/2" F	10	62		
AV175	ELBOW DRAIN FITTING 3/4" F	10	62		

Certificates	Manufacturer	Sectors
		Domestic



## Overflow elbows with nut

- material nylon.

Ref	Description	Fam.	Subfam.		
AV180	OVERFLOW ELBOW 3/8"	10	62		
AV181	OVERFLOW ELBOW 1/2"	10	62		

Ref	Description	For hose int. ø (mm)
AV180	OVERFLOW ELBOW 3/8"	12,7
AV181	OVERFLOW ELBOW 1/2"	15,5

Certificates	Manufacturer	Sectors
		Domestic



## Valves Accessories

### Pvc tubes to glue

- for lower diffusers and lower lateral systems;
- to glue;
- in PVC.

Ref	Description	Fam.	Subfam.		
AV126	PVC TUBE 3/8" OD (D OUT.=9,5MM - D IN.=7MM +0/-0,1) L=280MM	10	62		
AV083	PVC TUBE 13/16" OD (D OUT.=20,6MM - D IN.=18MM +0/-0,3) L=889MM(35")	10	62		
AV084	PVC TUBE 13/16" OD (D OUT.=20,6MM - D IN.=18MM +0/-0,3) L=1397MM(55")	10	62		
AV087	PVC TUBE 1.05" OD (D OUT.=26,6MM - D IN.=23MM +0/-0,3) L=1829MM(72")	10	62		
AV632	PVC TUBE D=32 MM (D OUT.=32MM - D IN.=28,4MM +0/-0,3) L=2000MM	22	940		
CF012	PVC TUBE D=41,8 MM (D OUT.=42MM - D IN.=36MM +0/-0,3) L=2000MM	20	87		
CC052	PVC TUBE D=48,3 MM (D OUT.=48,35MM - D IN.=42,3MM+0/-0,3) L=2000MM	20	82		
CF050	PVC TUBE D=50 MM (D OUT.=50MM - D IN.=43,96MM +0/-0,3) L=2000MM	22	970		
CF063	PVC TUBE D=63 MM (D OUT.=63MM - D IN.=56,96MM +0/-0,3) L=2000MM	22	970		

Certificates	Manufacturer	Sectors
DM174-2004		Domestic, Commercial, Industrial

### Diffusors with tube

- 1,05" hi-flow lower diffuser;
- PVC tube included;
- slots 0,3 mm.

Ref	Description	Fam.	Subfam.		
AV116M	PVC TUBE 1.05" OD L=432MM(17") + LOWER DIFFUSER AV097*	10	62		
AV117M	PVC TUBE 1.05" OD L=889MM(35") + LOWER DIFFUSER AV097*	10	62		
AV103M	PVC TUBE 1.05" OD L=1397MM(55") + LOWER DIFFUSER AV097*	10	62		
AV104M	PVC TUBE 1.05" OD L=1829MM(72") + LOWER DIFFUSER AV097*	10	62		

Certificates	Manufacturer	Sectors
DM174-2004		Domestic





## Lower diffusers to glue

- lower diffusers in ABS; max diameter 60 mm; slots 0,3 mm; connection to glue.

Ref	Description	Fam.	Subfam.		
AV098	LOWER DIFFUSER CONIC (FOR 13/16" OD TUBE)	10	62		
AV098A	LOWER DIFFUSER CONIC (FOR 1.05" OD TUBE)	10	62		
AV097	LOWER DIFFUSER (FOR 1.05" OD TUBE)	10	62		

Ref	Height (mm)	Flow (lpm) Δp 30 mbar
AV098	70	24
AV098A	80	32
AV097	90 high flow	40

Certificates	Manufacturer	Sectors
DM174-2004		Domestic



## Cylindrical lower diffusers

- cylindrical lower diffuser in ABS, diameter 88 mm; slots 0,3 mm; connection to glue.

Ref	Description	Fam.	Subfam.		
PV315	CYLINDRICAL LOWER DIFFUSER D. 1,05*	10	62		
CF011	CYLINDRICAL LOWER DIFFUSER L=98MM TO GLUE FOR TUBE D=41,8MM	20	87		
CF014	CYLINDRICAL LOWER DIFFUSER L=98MM TO GLUE FOR TUBE D=48,3MM	20	87		
CC051	CYLINDRICAL LOWER DIFFUSER L=150MM TO GLUE FOR TUBE D=48,3MM	20	82		
V-D1197-09	970 BOTTOM STACK DISTRIBUTOR 50 MM SOLVENT	25	850		

Item	Ref	Length. (mm)	Ø For tube (mm)	For Autotrol valve
1	PV315	72	26,7 (1,05")	PERFORMA
1	CF011	98	41,8 (1¼")	180 old model -PV402
1	CF014	98	48,3	180 new model
2	CC051	150	48,3	Magnum
2	V-D1197-09	150	50	-

Certificates	Manufacturer	Sectors
DM174-2004		Commercial, Industrial



## Segmented lower diffusers

- segmented lower diffuser in ABS; diameter 66 mm;
- slots 0,3 mm; to glue on tube 1,05"; flow = 50 lpm Δp 30 mbar.

Ref	Description	Fam.	Subfam.		
AV099A	SEGMENTED LOWER DIFFUSER (FOR 1.05" OD TUBE)	10	62		
AV099C	SEGMENTED LOWER DIFFUSER (FOR D.32 MM TUBE)	10	62		

Ref	Length. (mm)	Ø For tube (mm)
AV099A	102	26,7 (1,05")
AV099C	98,5	32

Certificates	Manufacturer	Sectors
DM174-2004		Domestic



## Valves Accessories

### Lower lateral systems for top mounted valves

- For top mounted valves;
- ABS material;
- With 8 laterals (threaded connection) slots 0,3 mm;
- Hub connection to glue.



Ref	Description	Fam.	Subfam.		
PV316	LOWER THREADED LATERAL DIFFUSER FOR 263-268-278 14"-16"	10	62		
PV317	LOWER THREADED LATERAL DIFFUSER FOR 263-268-278 18"-21"-24"	10	62		
PV31632	LOWER LATERAL DIFFUSER FOR TUBE D.32 MM 14"-16"	10	62		
PV31732	LOWER LATERAL DIFFUSER FOR TUBE D.32 MM 18"-21"-24"	10	62		
PV318	LOWER THREADED LATERAL DIFFUSER FOR PV402 ADAPTER14"-16"	20	87		
PV319	LOWER THREADED LATERAL DIFFUSER FOR PV402 ADAPTER18"-21"-24"	20	87		
PV320	LOWER THREADED LATERAL DIFFUSER FOR MAGNUM 14"-16	20	82		
PV321	LOWER THREADED LATERAL DIFFUSER FOR MAGNUM 18"-21"-24"	20	82		
PV322	LOWER THREADED LATERAL DIFFUSER FOR MAGNUM 30"	20	82		
PV323	LOWER THREADED LATERAL DIFFUSER FOR MAGNUM 36"	20	82		

Ref	Description	Ø Useful for vessel (pollici)	Ø Hub connect for tube (mm)
PV316	LOWER THREADED LATERAL DIFFUSER FOR 263-268-278 14"-16"	14"-16"	26,7 (1,05")
PV317	LOWER THREADED LATERAL DIFFUSER FOR 263-268-278 18"-21"-24"	18"-21"-24"	26,7 (1,05")
PV31632	LOWER LATERAL DIFFUSER FOR TUBE D.32 MM 14"-16"	14"-16"	32
PV31732	LOWER LATERAL DIFFUSER FOR TUBE D.32 MM 18"-21"-24"	18"-21"-24"	32
PV318	LOWER THREADED LATERAL DIFFUSER FOR PV402 ADAPTER14"-16"	14"-16"	41,8 (1¼")
PV319	LOWER THREADED LATERAL DIFFUSER FOR PV402 ADAPTER18"-21"-24"	18"-21"-24"	41,8 (1¼")
PV320	LOWER THREADED LATERAL DIFFUSER FOR MAGNUM 14"-16	14"-16"	48,3 (1,90")
PV321	LOWER THREADED LATERAL DIFFUSER FOR MAGNUM 18"-21"-24"	18"-21"-24"	48,3 (1,90")
PV322	LOWER THREADED LATERAL DIFFUSER FOR MAGNUM 30"	30"	48,3 (1,90")
PV323	LOWER THREADED LATERAL DIFFUSER FOR MAGNUM 36"	36"	48,3 (1,90")

Box: WxLxH	Box: Q.ty	Box: Weight	Pallet: WxLxH	Pallet: Q.ty	Pallet: Weight

Certificates	Manufacturer	Sectors
DM174-2004		Commercial, Industrial



## Lower lateral systems for top mounted valves

- For top mounted valves;
- ABS material;
- With 6 twist lock laterals, slots 0,25 mm;
- Hub connection to glue.

Ref	Description	Fam.	Subfam.		
PV316B	TWIST LOCK LOWER LATERAL DIFFUSER FOR 263-268-27814-16"	10	62		
PV317B	TWIST LOCK LOWER LATERAL DIFFUSER FOR 263-268-27818-21-24"	10	62		
PV318B	TWIST LOCK LOWER LATERAL DIFFUSER FOR PV102 14-16	10	62		
PV319B	TWIST LOCK LOWER LATERAL DIFFUSER FOR PV102 18-21-24"	10	62		
PV320B	TWIST LOCK LOWER LATERAL DIFFUSER FOR MAGNUM 14-16"	10	62		
PV321B	TWIST LOCK LOWER LATERAL DIFFUSER FOR MAGNUM 18-21-24"	10	62		
PV322B	TWIST LOCK LOWER LATERAL DIFFUSER FOR MAGNUM 30"	10	62		
PV323B	TWIST LOCK LOWER LATERAL DIFFUSER FOR MAGNUM 36"	10	62		
PV320B50	TWIST LOCK LOWER LATERAL DIFFUSER FOR D.50 TUBE 14-16"	10	62		
PV321B50	TWIST LOCK LOWER LATERAL DIFFUSER FOR D.50 TUBE 18-21-24"	10	62		
PV322B50	TWIST LOCK LOWER LATERAL DIFFUSER FOR D.50 TUBE 30"	10	82		
PV323B50	TWIST LOCK LOWER LATERAL DIFFUSER FOR D.50 TUBE 36"	10	82		

Ref	Ø Useful for vessels (inch)	Ø Hub connect for tube (mm)	Ø D (mm)	For Autotrol valve
PV316B	14"-16"	26,7 (1,05")	260	PERFORMA
PV317B	18"-21"-24"	26,7 (1,05")	373	PERFORMA
PV318B	14"-16"	41,8 (1¼")	260	PV402
PV319B	18"-21"-24"	41,8 (1¼")	373	PV402
PV320B	14"-16"	48,3 (1,90")	260	MAGNUM
PV321B	18"-21"-24"	48,3 (1,90")	373	MAGNUM
PV322B	30"	48,3 (1,90")	563	MAGNUM
PV323B	36"	48,3 (1,90")	705	MAGNUM
PV320B50	14"-16"	50 (2")	260	
PV321B50	18"-21"-24"	50 (2")	373	
PV322B50	30"	50 (2")	563	
PV323B50	36"	50 (2")	705	

Box: WxLxH	Box: Q.ty	Box: Weight	Pallet: WxLxH	Pallet: Q.ty	Pallet: Weight

Certificates	Manufacturer	Sectors
		Commercial, Industrial



## Valves Accessories

### Diffusor for brine draw

- connection for rigid or flexible tube 3/8".

Ref	Description	Fam.	Subfam.		
AV118	DIFFUSER FOR BRINE TUBE 3/8" OD	10	62		

Box: WxLxH	Box: Q.ty	Box: Weight	Pallet: WxLxH	Pallet: Q.ty	Pallet: Weight

Certificates	Manufacturer	Sectors
		Domestic

### Mesh type screen with tube

- mesh type screen for brine complete with 3/8" PVC tube length 42".

Ref	Description	Fam.	Subfam.		
AV090M	PVC TUBE 3/8" OD L=1067MM(42") + MESH TYPE SCREEN*AV075	10	62		

Box: WxLxH	Box: Q.ty	Box: Weight	Pallet: WxLxH	Pallet: Q.ty	Pallet: Weight

Certificates	Manufacturer	Sectors
		Domestic

### Mesh type screen for brine

- For 3/8" tube to glue.

Ref	Description	Fam.	Subfam.		
AV075	MESH TYPE SCREEN FOR BRINE (FOR 3/8" OD TUBE)	10	62		

Box: WxLxH	Box: Q.ty	Box: Weight	Pallet: WxLxH	Pallet: Q.ty	Pallet: Weight

Certificates	Manufacturer	Sectors
		Domestic





## Valves Accessories

### Polyethylene flexible tubes

- flexible tubes 1/4" or 3/8" (= 9,54 mm) diameter;
- availability of different colors;
- hanks of 100 m (only AV140 is 30 m).

Ref	Description	Fam.	Subfam.		
AV140	POLYETILENE 3/8" CLEAR ROLL 30 MT	10	62		
DH252	POLYETILENE 3/8" BLACK ROLL 100 MT	30	175		
DH253	POLYETILENE 3/8" WHITE ROLL 100 MT	30	175		
DH254	POLYETILENE 3/8" RED ROLL 100 MT	30	175		
DH255	POLYETILENE 3/8" BLUE ROLL 100 MT	30	175		
DH231	POLYETILENE 1/4" CLEAR ROLL 100 MT	30	175		
DH232	POLYETILENE 1/4" BLACK ROLL 100 MT	30	175		
DH233	POLYETILENE 1/4" WHITE ROLL 100 MT	30	175		
DH234	POLYETILENE 1/4" RED ROLL 100 MT	30	175		
DH235	POLYETILENE 1/4" BLUE ROLL 100 MT	30	175		

Box: WxLxH	Box: Q.ty	Box: Weight	Pallet: WxLxH	Pallet: Q.ty	Pallet: Weight

Certificates	Manufacturer	Sectors
DM174-2004		Domestic

### J-tube air-check with tube

- J-tube with air-check, complete with PVC tube.

Ref	Description	Fam.	Subfam.		
AV093M	PVC TUBE 3/8" OD L=1067MM(42") + AIR-CHECK AV108*	10	62		
CC064M	PVC TUBE 3/4" OD L=1200MM + AIR-CHECK CC063*	10	62		

Ref	Description	Tube diameter (inch)	Lenght (mm)
AV093M	PVC TUBE 3/8" OD L=1067MM(42") + AIR-CHECK AV108*	3/8"	1060
CC064M	PVC TUBE 3/4" OD L=1200MM + AIR-CHECK CC063*	3/4"	1200

Box: WxLxH	Box: Q.ty	Box: Weight	Pallet: WxLxH	Pallet: Q.ty	Pallet: Weight

Certificates	Manufacturer	Sectors
		Domestic, Commercial, Industrial



## Brine Valves Accessories

### Model 464

- model 464 Standard version (for no timed refill controls) and High Flow (for timed refill controls);
- connection for 3/8" tubing;
- length tube 42" (1060 mm);
- length float rod 600 mm;
- brine draw rate 3,8 l/min @ 152 mm Hg vacuum;
- max operating pressure 8,5 bar 40°C;
- brine well diameter 90 mm min.

Ref	Description	Fam.	Subfam.		
AV096	464 STANDARD BRINE VALVE KIT + PVC TUBE 3/8" OD L*=1067MM(42")*	10	62		
AV125	464 HIGH FLOW BRINE VALVE KIT + PVC TUBE 3/8" ODL=1067MM(42")*	10	62		

Ref	Description	Refill flow rate (l/min) @ 3,5 bar
AV096	464 STANDARD BRINE VALVE KIT + PVC TUBE 3/8" OD L*=1067MM(42")*	1,3
AV125	464 HIGH FLOW BRINE VALVE KIT + PVC TUBE 3/8" ODL=1067MM(42")*	3,8

Box: WxLxH	Box: Q.ty	Box: Weight	Pallet: WxLxH	Pallet: Q.ty	Pallet: Weight

Certificates	Manufacturer	Sectors
		Domestic

### Model 484

- complete with 3/4" tube length 1200 mm;
- length float rod 915 mm;
- refill flow rate 15 l/min @ 3,5 bar;
- brine draw rate 38 l/min @ 66 mm Hg vacuum;
- max operating pressure 8,5 bar @ 40°C;
- brine well diameter 130 mm.

Ref	Description	Fam.	Subfam.		
CC059	PVC TUBE 3/4" OD L=1200MM + 484 BRINE VALVE*	20	82		

Box: WxLxH	Box: Q.ty	Box: Weight	Pallet: WxLxH	Pallet: Q.ty	Pallet: Weight

Certificates	Manufacturer	Sectors
		Commercial, Industrial

### Model 2310

- length float rod 774 mm;
- refill flow rate 4,5 l/min;
- brine draw rate 2,1 l/min;
- max operating pressure 8,6 bar @ 40°C;
- brine well diameter 100 mm;
- without air check.

Ref	Description	Fam.	Subfam.		
FVA060067-03	SBV 2310 - BRINE VALVE WITHOUT AIR CHECK	23	590		

Box: WxLxH	Box: Q.ty	Box: Weight	Pallet: WxLxH	Pallet: Q.ty	Pallet: Weight

Certificates	Manufacturer	Sectors





## Heads for tank

- PVC heads for tank complete with NBR o-ring;
- max operating pressure 8 bar; - max operating temperature 50°C;
- REF. PV400 and REF. PV401 are to use with upper screen REF. AV073 and with lower diffusers on catalogue;
- REF. PV402 is to use with upper screen REF. PV407 and with lower diffuser REF. CF011.

Ref	Description	Fam.	Subfam.		
PV400	ADAPTER 2.1/2" IN/OUT 3/4" GAS F W/PLUG	50	240		
PV401	ADAPTER 2.1/2" IN/OUT 3/4" GAS F	50	240		
PV402	ADAPTER 4" IN/OUT 1.1/4" GAS F W/PLUG	50	240		

Ref	Option plug	Rise tube diameter	Max flow rate suggested	Fit threaded tanks
PV400	1/2" on outlet	1,05"	2,5 m3/h	2 1/2" 8NPSM
PV401	no plug	1,05"	2,5 m3/h	2 1/2" 8NPSM
PV402	1/2" on outlet	1 1/4"	6,0 m3/h	4"-8UN



- PP molded heads for tank with connection threaded 2 1/2" - 8NPSM;
- complete with NBR o-ring; - without plug;
- max operating pressure 8 bar;
- max operating temperature 45°C; it is to use with upper screen REF. AV070 and with lower diffuser REF. AV098.

Ref	Description	Fam.	Subfam.		
PV409	ADAPTER 2 1/2" MOULDED IN/OUT 3/4" NPT	50	240		

Ref	Riser tube diameter	Max suggested flow rate
PV409	13/16"	2,5 m3/h



- ABS molded heads for tank with connection threaded 2 1/2" - 8NPSM; -Complete with NBR o-ring;
- Max operating pressure 8 bar; - Max operating temperature 45°C;
- Riser tube 13/16"; - Optional adapter for 1,05" tube.

Ref	Description	Fam.	Subfam.		
PV415	3-WAY MANUAL VALVE	50	240		
PV416	PLUG 3/4" WITH O-RING FOR PV415 3-WAY MANUAL VALV	50	240		
PV417	ADAPTER FOR PV415 3-WAY MANUAL VALVE	50	240		



## Conductivity Meter Resilight

- positive, reliable and economical method of monitoring water quality via conductivity;
- bright green/red visual output easy to read;
- Green: conductivity below the threshold value;
- Red: conductivity above the threshold value;
- set point conductivity adjustable from 1,5 to 200 microsiemens;
- probe with threaded 3/8" connection, probe constant K=5;
- with reduction in PVC M/F 1/2" x 3/8";
- complete with transformer 230/5V - 50 Hz and 1,5 m cable;
- for installation on piping at system outlet, or directly on the heads REF. PV400 and REF. PV402.
- ATTENTION: or greatest accuracy it is required that the water be flowing on probe.

Ref	Description	Fam.	Subfam.		
PV425	MWG RESILIGHT 1.5 - 200 MICROSIEMENS/CM W/CONDUCTIVITY PROBE	50	242		

Box: WxLxH	Box: Q.ty	Box: Weight	Pallet: WxLxH	Pallet: Q.ty	Pallet: Weight

Certificates	Manufacturer	Sectors
CE	<b>MWG</b>	Industrial



## Valves Accessories

### Chlorgen Chlorin Generator

- Positive, reliable and economical method of chlorine generation;
- n.1 Titanium Probe for chlorine generation, n.1 TEE  $\frac{3}{8}$ " connection and n.2 Jaco straight fitting for  $\frac{3}{8}$ " x  $\frac{3}{8}$ " tube included;
- bright green/yellow visual output easy to read;
- Green: the system is on;
- Yellow: the system is working in disinfection;
- with time generation adjust;
- 230V - 50 Hz power supply and 1,8 m cable;
- Power 2 W;
- The Chlorin Generator can disinfect up to 140 litres of resin.

Ref	Description	Fam.	Subfam.		
AX210	MWG CHLORGEN KIT W/PROBE AND FITTINGS	10	70		

Box: WxLxH	Box: Q.ty	Box: Weight	Pallet: WxLxH	Pallet: Q.ty	Pallet: Weight

Certificates	Manufacturer	Sectors
CE	<b>MWG</b>	Domestic

### Chlorine generator suitable for valve 255 and Performa 268 with Logix 740/760 and 742/762 controller

- Simple, reliable and cheap disinfection device;
- Delivery includes n.1 electrode and n.1 connection cable;
- Logix 740/760 and 742/762 controllers provide to make a low chlorine level in order to sanitize resin bed during regeneration;
- Logix controller has a light check salt that indicates to end user when salt has to be added into brine tank;
- Potassium chloride or sodium chloride can be used.

Ref	Description	Fam.	Subfam.		
AX040	KIT CHLORINE GENERATOR 255/268 LOGIX	10	70		

Box: WxLxH	Box: Q.ty	Box: Weight	Pallet: WxLxH	Pallet: Q.ty	Pallet: Weight

Certificates	Manufacturer	Sectors
CE	Pentair	Domestic





## Valves Accessories

### Test kit for hardness

- Kit for hardness testing with indicator and titrant complete with test tube;
- definition 0,5 °F;
- number of tests 400°F;
- available No 6 blister of indicator 15 ml (REF. AV203) and No 6 blister of titrant 25 ml (REF. AV204).

Codici	Description	Fam.	Subfam.		
AV200	HARDNESS KIT TESTING INDICATOR + TITRANT	10	66		
AV203	6 BLISTERS PACK INDICATOR 15 ML	10	66		
AV204	6 BLISTERS PACK TITRANT 15 ML	10	66		
AV200P	MULTIPACK 10 PCS - 20 ML GRADUATE TEST TUBE	10	66		

Box: WxLxH	Box: Q.ty	Box: Weight	Pallet: WxLxH	Pallet: Q.ty	Pallet: Weight

Certificates	Manufacturer	Sectors
		Domestic

- Kit for hardness testing with single reagent packaged in blister, with test tube;
- available for definition with French (REF. AV202) or German (REF. AV207) degrees.

Ref	Description	Fam.	Subfam.		
AV202	HARDNESS KIT TESTING SINGLE REAGENT 2 BLISTER	10	66		
AV207	HARDNESS KIT TESTING SINGLE REAGENT 2 BLISTER GERMAN	10	66		

Ref	Description	Definition	Number of tests
AV202	HARDNESS KIT TESTING SINGLE REAGENT 2 BLISTER	1°F	700
AV207	HARDNESS KIT TESTING SINGLE REAGENT 2 BLISTER GERMAN	1°D	600

Box: WxLxH	Box: Q.ty	Box: Weight	Pallet: WxLxH	Pallet: Q.ty	Pallet: Weight

Certificates	Manufacturer	Sectors
		Domestic

- Kit for hardness testing with single reagent packaged in blister, with test tube;
- available for definition with French (REF. AV201) or German (REF. AV206) degrees.

Ref	Description	Fam.	Subfam.		
AV201	HARDNESS KIT TESTING SINGLE REAGENT 1 BLISTER	10	66		
AV206	HARDNESS KIT TESTING SINGLE REAGENT 1 BLISTER GERMAN	10	66		

Ref	Description	Definition	Number of tests
AV201	HARDNESS KIT TESTING SINGLE REAGENT 1 BLISTER	1°F	350
AV206	HARDNESS KIT TESTING SINGLE REAGENT 1 BLISTER GERMAN	1°D	300

Box: WxLxH	Box: Q.ty	Box: Weight	Pallet: WxLxH	Pallet: Q.ty	Pallet: Weight

Certificates	Manufacturer	Sectors
		Domestic



## Valves Accessories

### Total chlorine kit

- Color comparison kit for Chlorine reaction;
- Ideal for water with low content of organics, like drink water.

Ref	Description	Fam.	Subfam.		
AV205	CHLORINE TESTING KIT O-TOL 0,1-1,5 PPM P/N 1011	10	66		

Ref	Range (ppm Cl <sub>2</sub> )	Test quantity
AV205	0,10-0,25-0,50-0,75-1,0-2,0	75

Box: WxLxH	Box: Q.ty	Box: Weight	Pallet: WxLxH	Pallet: Q.ty	Pallet: Weight



### Chlorine DPD kit

- Color comparison kit for Chlorine reaction;
- This kit measures the free chlorine and the total chlorine. The difference is given by the combined chlorine (for water with high total organic carbon);
- IPT kits are ideal for few analyzes with discrete precision.

Ref	Description	Fam.	Subfam.		
AV208	IPT DPD CHLORINE KIT	10	66		

Ref	Sample	Range (ppm Cl <sub>2</sub> )	Test quantity
AV208	5 ml	0,1-0,2-0,3-0,4-0,5-0,75-1,0-1,5	150

Box: WxLxH	Box: Q.ty	Box: Weight	Pallet: WxLxH	Pallet: Q.ty	Pallet: Weight





## Valves Accessories

### Iron kit

- Color comparison kit for Iron reaction;
- IPT kits are ideal for few analyzes with discrete precision. For higher precision, we suggest the HYDROCHECK HIGH.

Ref	Description	Fam.	Subfam.		
AV210	IPT IRON KIT	10	66		

Ref	Sample	Range (ppm Fe)	Test quantity
AV210	5 ml	0,25-0,50-1,0-2,0-5,0-7,5-10-15	100
AV210	20 ml	0,05-0,10-0,15-0,20	100

Box: WxLxH	Box: Q.ty	Box: Weight	Pallet: WxLxH	Pallet: Q.ty	Pallet: Weight

Certificates	Manufacturer	Sectors
		Domestic



## Ph kit

- Color comparison kit for pH;
- IPT kits are ideal for few analyzes with discrete precision. For higher precision, we suggest pH meters.

Ref	Description	Fam.	Subfam.		
AV213	IPT PH 1-11 KIT	10	66		

Ref	Range (pH)	Test quantity
AV213	1-2-3-4-5-5,5-6-6,5-7-7,5-8-8,5-9-9,5-10-11	200

Box: WxLxH	Box: Q.ty	Box: Weight	Pallet: WxLxH	Pallet: Q.ty	Pallet: Weight

Certificates	Manufacturer	Sectors
		Domestic



## Sulphate kit

- Color comparison kit for Sulphate by turbidimetric method.

Ref	Description	Fam.	Subfam.		
AV214	IPT SULPHATE KIT	10	66		

Ref	Range (p pm SO4)	Test quantity
AV214	50-75-100-150-200-250-300-350	70

Box: WxLxH	Box: Q.ty	Box: Weight	Pallet: WxLxH	Pallet: Q.ty	Pallet: Weight

Certificates	Manufacturer	Sectors
		Domestic





## F65 Runxin Residential Down Flow Valves



- Electronic programmable valve, suitable for automatic and residential water softening systems;
- Valve body in NSF listed Noryl plastic material;
- Operating system based on two high design ceramic discs;
- Regeneration DF;
- Operating flow rate Kv = 1,08;
- Backwash flow rate Kv = 0,50;
- Resin volume range = 5 ÷ 40 liters;
- Available in chronometric or volumetric versions;
- With White Injector mounted (Pink, Yellow and Blue Injectors included), European transformer 12/230V - 50Hz, upper screen, n.1 Base Seal O-ring, n.1 Drain Hose Connector, n.1 Brine Tube Hose Connector, n.1 Tube Bushing and n.1 Brine Line Flow Control);
- Others injectors (6800 Series) and accessories not included, to order separately;
- If you use a by-pass, you must install a floating valve (our ref. RF09959).

Ref	Description	Fam.	Subfa m.		
RF65B1	VALV. AUT. SOFT. F65B1 (63502) CHRON. 3/4" DF	22	930		

Characteristics:	
Tank size	6" ÷ 10"
Connections In/Out	Threaded 3/4" female (male optional included)
Pressure vessel connection	Threaded 2 1/2" - 8 NPSM male
Drain line connection	Threaded 1/2" male
Brine line connection	Threaded 3/8" BSPT male
Distributor tube O. D. diameter	1,05" (= 27 mm)
Distributor tube length above pressure vessel	0 ± 2 mm
Weight (valve + controller)	1,66 kg
Operating pressure	1,5 ÷ 6,0 bar
Water Temperature	5°C ÷ 50°C

Box: WxLxH	Box: Q.ty	Box: Weight	Pallet: WxLxH	Pallet: Q.ty	Pallet: Weight

Certificates	Manufacturer	Sectors
DM174-2004 CE	Runxin	Domestic

### Specific Accessories

Ref	Description	Fam.	Subfa m.		
RF70B	BYPASS FOR F65 AND F69 VALVES - 41102	22	940		
RF70BL	BYPASS WITH TURBINE FOR F65 AND F69 VALVES - 41102L	22	940		
RF09959	FLOATING VALVE 35"	22	940		

### Spare Parts

Ref	Description	Fam.	Subfa m.		
RF09967	EUROPEAN POWER ADAPTER FOR RUNXIN RES. VALVE	22	940		
RF09999	RUNXIN UPPER SCREEN 1.05" BAJONET	22	940		



## F79B-LCD Runxin Residential Volumetric Valve

- Electronic volumetric programmable valve multilanguage, suitable for automatic and residential water softening systems;
- Valve body in NSF listed Noryl plastic material;
- Operating system based on two high design ceramic discs;
- Regeneration DF or UF;
- Operating flow rate Kv = 1,14; Backwash flow rate Kv = 0,5;
- Resin volume range = 5 ÷ 40 liters;
- With Pink Injector mounted (Yellow, Blue and White Injectors included), European transformer 12/230V - 50Hz, upper screen, n.1 Base Seal O-ring, n.1 Drain Hose Connector, n.1 Brine Tube Hose Connector,
- n.1 Tube Bushing and n.1 red Brine Line Flow Control), Meter and Bypass Adjusting Bolt;
- Others injectors (6800 Series) and accessories not included, to order separately.

Ref	Description	Fam.	Subfam.		
RF79B-LCD	VALV. AUT. SOFT. F79B-LCD (82602B) VOL. 3/4" DF/U	22	935		

Characteristics:	
Tank size	6" ÷ 10"
Connections In/Out	Threaded 3/4" male
Pressure vessel connection	Threaded 2 1/2" - 8 NPSM male
Drain line connection	Threaded 1/2" male
Brine line connection	Threaded 3/8" BSPT male
Distributor tube O. D. diameter	1,05" (= 27 mm)
Distributor tube length above pressure vessel	0 ± 2 mm
Weight (valve + controller)	2,25 kg
Operating pressure	1,5 ÷ 6,0 bar
Water Temperature	5°C ÷ 50°C

Box: WxLxH	Box: Q.ty	Box: Weight	Pallet: WxLxH	Pallet: Q.ty	Pallet: Weight
51x63x24	4	11	105x130x255	144	41,5

Certificates	Manufacturer	Sectors
DM174-2004 CE	Runxin	Domestic

### Specific accessories

Ref	Description	Fam.	Subfam.		
RF70D	BYPASS FOR F79 VALVE - 41202	22	940		

### Spare parts

Ref	Description	Fam.	Subfam.		
RF09962	O-R CONNECTOR 3/4" FOR FLOW METER FOR RF79B-LCD VALVE	22	940		
RF09963	CONNECTOR 3/4" FLOW METER FOR RF79B-LCD VALVE W/OO-RING - 8458026	22	940		
RF09964	ELECTRONIC CONTROL BOARD FOR RF79B-LCD VALVE	22	940		
RF09965	ELECTRONIC POSITIONING BOARD FOR RF79B-LCD VALVE	22	940		
RF09966	ELECTRONIC BOARD FOR DISPLAY RF79B-LCD VALVE	22	940		
RF09967	EUROPEAN POWER ADAPTER FOR RUNXIN RES. VALVE	22	940		
RF09968	TURBINE FLOW METER FOR RF79B-LCD	22	940		
RF09969	SEMI-TRANSPARENT COVER FOR RF79B-LCD VALVE	22	940		
RF09970	PIPE CONNECTION 3/4" FOR RF79B-LCD VALVE	22	940		
RFP9999	RUNXIN UPPER SCREEN 1.05" BAJONET	22	940		



## F69 Runxin Residential Up Flow Softening Valves

- Electronic programmable valve, suitable for residential water softening systems;
- Valve body in NSF listed Noryl plastic material;
- Operating system based on two high design ceramic discs;
- Regeneration UF;
- Operating flow rate Kv = 1,08;
- Backwash flow rate Kv = 0,5;
- Resin volume range = 5 ÷ 40 liters;
- Available in chronometric or volumetric versions;
- F69C Valve is with Brown Injector mounted;
- F69P Valves are with Pink Injector mounted (Yellow, Blue and White Injectors included);
- European transformer 12/230V - 50Hz, upper screen, n.1 Base
- Seal O-ring, n.1 Drain Hose Connector, n.1 Brine Tube Hose
- Connector, n.1 Tube Bushing and n.1 Brine Line Flow Control);
- Others injectors (6800 Series) and accessories not included, to order separately.

Ref	Description	Fam.	Subfam.		
RF69C	VALV. SEMIAUT. SOFT. F69C (70002) CHRON. 3/4" UF	22	935		
RF69P1Y	VALV. AUT. SOFT. F69P1Y (73502PY) CHRON. 3/4" UF	22	930		
RF69P3Y	VALV. AUT. SOFT. F69P3Y (74602PY) VOL. 3/4" UF	22	935		

Characteristics:	
Tank size	6" ÷ 10"
Connections In/Out	Threaded 3/4" female (male optional included)
Pressure vessel connection	Threaded 2 1/2" - 8 NPSM male
Drain line connection	Threaded 1/2" male
Brine line connection	Threaded 3/8" BSPT male
Distributor tube O. D. diameter	1,05" (= 27 mm)
Distributor tube length above pressure vessel	0 ± 2 mm
Weight (valve + controller)	2,04 kg
Operating pressure	1,5 ÷ 6,0 bar
Water Temperature	5°C ÷ 50°C

Box: WxLxH	Box: Q.ty	Box: Weight	Pallet: WxLxH	Pallet: Q.ty	Pallet: Weight

Certificates	Manufacturer	Sectors
DM174-2004 CE	Runxin	Domestic

### Specific accessories

Ref	Description	Fam.	Subfam.		
RF70B	BYPASS FOR F65 AND F69 VALVES - 41102	22	940		
RF70BL	BYPASS WITH TURBINE FOR F65 AND F69 VALVES - 41102L	22	940		
RF09960	USB PROGRAMMER FOR RF69C VALVES	22	940		

### Spare parts

Ref	Description	Fam.	Subfam.		
RF09967	EUROPEAN POWER ADAPTER FOR RUNXIN RES. VALVE	22	940		
RFP9999	RUNXIN UPPER SCREEN 1.05" BAJONET	22	940		



## F73A Runxin Residential Up Flow Softening Valves on a Duplex Tanks

- Electronic volumetric programmable valve, suitable for automatic and residential water softening systems;
- Valve body in NSF listed Noryl plastic material;
- Operating system based on two high design ceramic discs;
- Regeneration DF or UF;
- Operating flow rate Kv = 2,33;
- Backwash flow rate Kv = 0,88;
- Resin volume range = 45 ÷ 100 liters;
- With Red Injector mounted (Black Injector included), European transformer 12/230V -50Hz, n.2 upper screen, n.1 Base Seal O-ring, n.1 Drain Hose Connector, n.1 Brine Tube Hose Connector, n.1 Tube Bushing, n.1 Brine Line Flow Control, Meter and Bypass Adjusting Bolt;
- Others injectors (**6300 Series**) and accessories not included, to order separately.

Ref	Description	Fam.	Subfam.		
RF73A	VALV. AUT. SOFT. F73A (17603) VOL. 1" DF/UF - ONEON DUPLEX TANKS	22	935		

Characteristics:	
Tank size	10" ÷ 14"
Connections In/Out	Threaded 1" male
Pressure vessel connection	Threaded 2 1/2" - 8 NPSM male
Drain line connection	Threaded 3/4" male
Brine line connection	Threaded 3/8" BSPT male
Distributor tube O. D. diameter	1,05" (= 27 mm)
Distributor tube length above pressure vessel	0 ± 2 mm
Weight (valve + controller)	4,75 kg
Operating pressure	1,5 ÷ 6,0 bar
Water Temperature	5°C ÷ 50°C

Box: WxLxH	Box: Q.ty	Box: Weight	Pallet: WxLxH	Pallet: Q.ty	Pallet: Weight

Certificates	Manufacturer	Sectors
DM174-2004 CE	Runxin	Domestic

### Specific accessories

Ref	Description	Fam.	Subfam.		
RF70CL	BYPASS WITH TURBINE FOR F63 F68 F73 F82 VALVES -2974015	22	940		

### Spare parts

Ref	Description	Fam.	Subfam.		
RF09967	EUROPEAN POWER ADAPTER FOR RUNXIN RES. VALVE	22	940		
RFP9999	RUNXIN UPPER SCREEN 1.05" BAJONET	22	940		



## F63 Runxin Residential Down Flow Softening Valves



- Electronic programmable valve, suitable for automatic and residential water softening systems;
- Valve body in NSF listed Noryl plastic material;
- Operating system based on two high design ceramic discs;
- Regeneration DF; Resin volume range = 40 ÷ 150 liters;
- Operating flow rate Kv = 3,13; Backwash flow rate Kv = 1,25;
- Available in chronometric or volumetric versions;
- With Green Injector mounted (Purple and White Injectors included), European transformer 12/230V - 50Hz, upper screen,
- n.1 Base Seal O-ring, n.1 Drain Hose Connector, n.1 Brine Tube Hose Connector, n.1 Tube Bushing and n.1 Brine Line Flow Control);
- Others injectors (6800 Series) and accessories not included, to order separately.

Ref	Description	Fam.	Subfam.		
RF63C3	VALV. AUT. SOFT.F63C3 (63604) VOL. 1" DF	22	935		
RF63D3	VALV. AUT. SOFT. F63D3 (62604H) VOL. 1" DF	22	935		

Characteristics	
Tank size	10" ÷ 18"
Connections In/Out	Threaded 1" female (male optional included)
Pressure vessel connection	Threaded 2 1/2" - 8 NPSM male
Drain line connection	Threaded 1/2" male
Brine line connection	Threaded 3/8" BSPT male
Distributor tube O. D. diameter	1,05" (= 27 mm)
Distributor tube length above pressure vessel	0 ± 2 mm
Weight (valve + controller)	2,34 kg
Operating pressure	1,5 ÷ 6,0 bar
Water Temperature	5°C ÷ 50°C

Box: WxLxH	Box: Q.ty	Box: Weight	Pallet: WxLxH	Pallet: Q.ty	Pallet: Weight

Certificates	Manufacturer	Sectors
DM174-2004 CE	Runxin	Domestic

### Specific Accessories

Ref.	Description	Fam.	Subfam.		
RF70A	BYPASS FOR F63 AND F68 VALVES - 2974001	22	940		
RF70AL	BYPASS WITH TURBINE FOR F63 AND F68 VALVES - 2974013	22	940		

### Spare Parts

Ref.	Description	Fam.	Subfam.		
RF09967	EUROPEAN POWER ADAPTER FOR RUNXIN RES. VALVE	22	940		
RFP9999	RUNXIN UPPER SCREEN 1.05" BAJONET	22	940		



## F82B-LCD Runxin Residential Volumetric Valves



- Electronic volumetric programmable valve multilanguage, suitable for automatic and residential water softening systems;
- Valve body in NSF listed Noryl plastic material;
- Operating system based on two high design ceramic discs;
- Regeneration DF or UF;
- Operating flow rate Kv = 3,13;
- Backwash flow rate Kv = 1,25;
- Resin volume range = 40 ÷ 150 liters;
- With White Injector mounted (Red, Black and Orange Injectors included), European transformer 12/230V - 50Hz, upper screen, n.1 Base Seal O-ring, n.1 Drain Hose Connector, n.1 Brine Tube Hose Connector, n.1 Tube Bushing and n.1 Brine Line Flow Control), Meter and Bypass Adjusting Bolt;
- Others injectors (6800 Series) and accessories not included, to order separately

Ref	Description	Fam.	Subfam.		
RF82B-LCD	VALV. AUT. SOFT. F82B-LCD (82604B) VOL. 1" DF/UF	22	935		

Characteristics:	
Tank size	10" ÷ 18"
Connections In/Out	Threaded 1" male
Pressure vessel connection	Threaded 2 ½" - 8 NPSM male
Drain line connection	Threaded ½" male
Brine line connection	Threaded ¾" BSPT male
Distributor tube O. D. diameter	1,05" (= 27 mm)
Distributor tube length above pressure vessel	0 ± 2 mm
Weight (valve + controller)	2,72 kg
Operating pressure	1,5 ÷ 6,0 bar
Water Temperature	5°C ÷ 50°C

Box: WxLxH	Box: Q.ty	Box: Weight	Pallet: WxLxH	Pallet: Q.ty	Pallet: Weight

Certificates	Manufacturer	Sectors
DM174-2004 CE	Runxin	Domestic

### Accessories

Ref.	Description	Fam.	Subfam.		
RF70CL	BYPASS WITH TURBINE FOR F63 F68 F73 F82 VALVES -2974015	22	940		

### Spare parts

Ref	Description	Fam.	Subfam.		
RF09967	EUROPEAN POWER ADAPTER FOR RUNXIN RES. VALVE	22	940		
RFP9999	RUNXIN UPPER SCREEN 1.05" BAJONET	22	940		



## F68 Runxin Residential Up Flow Valves

- Electronic programmable valve, suitable for automatic and residential water softening systems;
- Valve body in NSF listed Noryl plastic material;
- Operating system based on two high design ceramic discs;
- Regeneration UF;
- Operating flow rate Kv = 3,13;
- Backwash flow rate Kv = 1,25;
- Resin volume range = 18 ÷ 150 liters;
- Available in volumetric version;
- With Yellow Injector mounted (Red, Black and Orange Injectors included), European transformer 12/230V - 50Hz, upper screen, n.1 Base Seal O-ring, n.1 Drain Hose Connector, n.1 Brine Tube Hose Connector, n.1 Tube Bushing and n.1 Brine Line Flow Control);
- Others injectors (Series 6800) and accessories not included, to order separately.

Ref	Description	Fam.	Subfam.		
RF68C3	VALV. AUT. SOFT. F68C3 (73604) VOL. 1" UF	22	935		
RF68P3Y	VALV. AUT. SOFT. F68P3Y VOL. 1" UF	22	935		

Characteristics	
Tank size	10" ÷ 18"
Connections In/Out	Threaded 1" male
Pressure vessel connection	Threaded 2 ½" - 8 NPSM male
Drain line connection	Threaded ½" male
Brine line connection	Threaded ¾" BSPT male
Distributor tube O. D. diameter	1,05" (= 27 mm)
Distributor tube length above pressure vessel	0 ± 2 mm
Weight (valve + controller)	2,90 kg
Operating pressure	1,5 ÷ 6,0 bar
Water Temperature	5°C ÷ 50°C

Box: WxLxH	Box: Q.ty	Box: Weight	Pallet: WxLxH	Pallet: Q.ty	Pallet: Weight

Certificates	Manufacturer	Sectors
DM174-2004 CE	Runxin	Domestic

### Specific Accessories

Ref	Description	Fam.	Subfam.		
RF70AL	BYPASS WITH TURBINE FOR F63 AND F68 VALVES - 2974013	22	940		
RF70CL	BYPASS WITH TURBINE FOR F63 F68 F73 F82 VALVES -2974015	22	940		

### Spare Parts

Ref	Description	Fam.	Subfam.		
RF09967	EUROPEAN POWER ADAPTER FOR RUNXIN RES. VALVE	22	940		
RFP9999	RUNXIN UPPER SCREEN 1.05" BAJONET	22	940		



## F92A-LED Runxin Residential Up Flow Valve

- Electronic programmable valve, suitable for automatic and residential water softening systems;
- Valve body in NSF listed Noryl plastic material;
- Operating system based on two high design ceramic discs;
- Regeneration UF;
- Operating flow rate Kv = 4,77;
- Backwash flow rate Kv = 1,35;
- Resin volume range = 120 ÷ 300 liters;
- Available in volumetric version;
- With Red Injector mounted (Purple, Green, Yellow and Orange Injectors included), European transformer 12/230V - 50Hz, upper screen, n.1 Base Seal O-ring, n.1 Drain Hose Connector, n.1 Brine Tube Hose Connector, n.1 Tube Bushing and n.1 Brine Line Flow Control).

Ref	Description	Fam.	Subfam.		
RF92A-LED	VALV. AUT. SOFT. F92A-LED (73605) VOL. 1" UF	22	935		

Characteristics	
Tank size	16" ÷ 24"
Connections In/Out	Threaded 1" male
Pressure vessel connection	Threaded 2 ½" - 8 UN male
Drain line connection	Threaded ½" male
Brine line connection	Threaded ¾" BSPT male
Distributor tube O. D. diameter	32 mm
Distributor tube length above pressure vessel	0 ± 2 mm
Weight (valve + controller)	2,72 kg
Operating pressure	1,5 ÷ 6,0 bar
Water Temperature	5°C ÷ 50°C

Box: WxLxH	Box: Q.ty	Box: Weight	Pallet: WxLxH	Pallet: Q.ty	Pallet: Weight
	4				

Certificates	Manufacturer	Sectors
DM174-2004 CE	Runxin	Domestic

### Spare parts

Codici	Description	Fam.	Subfam.		
RF09967	EUROPEAN POWER ADAPTER FOR RUNXIN RES. VALVE	22	940		
RF09949	UPPER SCREEN 32 MM FOR RUNXIN VALVES - 6939003	22	940		





## F67 Runxin Valves for Filtration

- Electronic volumetric programmable valve, suitable for automatic and residential water softening systems;
- Valve body in NSF listed Noryl plastic material;
- Operating system based on two high design ceramic discs;
- Operating flow rate  $K_v = 3,19$ ; Backwash flow rate  $K_v = 3,1$ ;
- With european transformer 12/230V - 50Hz, upper screen, n.1 Base Seal O-ring, n.1 Drain Hose Connector.

Ref	Description	Fam.	Subfam.		
RF67C1	VALV. AUT. FILTER F67C1 (53504) 1"	22	938		

Characteristics:	
Tank size	6" ÷ 14"
Connections In/Out	Threaded 1" female
Pressure vessel connection	Threaded 2 1/2" - 8 NPSM male
Drain line connection	Threaded 1" female
Distributor tube O. D. diameter	50 mm
Distributor tube length above pressure vessel	0 ± 2 mm
Weight (valve + controller)	2,25 kg
Operating pressure	1,5 ÷ 6,0 bar
Water Temperature	5°C ÷ 50°C

Box: WxLxH	Box: Q.ty	Box: Weight	Pallet: WxLxH	Pallet: Q.ty	Pallet: Weight
	4				

Certificates	Manufacturer	Sectors
DM174-2004 CE	Runxin	Domestic





## Runxin Residential Valves Accessories

- Injectors and Accessories not included in the Runxin Residential Valves, to order separately.

### Specific accessories

Ref	Description	Fam.	Subfam.		
RF06801	INJECTOR KIT BROWN FOR RUNXIN VALVES - 6801	22	940		
RF06802	INJECTOR KIT PINK FOR RUNXIN VALVES - 6802	22	940		
RF06803	INJECTOR KIT YELLOW FOR RUNXIN VALVES - 6803	22	940		
RF06804	INJECTOR KIT BLUE FOR RUNXIN VALVES - 6804	22	940		
RF06805	INJECTOR KIT WHITE FOR RUNXIN VALVES - 6805	22	940		
RF06806	INJECTOR KIT BLACK FOR RUNXIN VALVES - 6806	22	940		
RF06807	INJECTOR KIT PURPLE FOR RUNXIN VALVES - 6807	22	940		
RF06808	INJECTOR KIT RED FOR RUNXIN VALVES - 6808	22	940		
RF06809	INJECTOR KIT GREEN FOR RUNXIN VALVES - 6809	22	940		
RF06810	INJECTOR KIT ORANGE FOR RUNXIN VALVES - 6810	22	940		
RF09995	SERVICE WRENCH FOR RUNXIN VALVES - 8484003	22	940		
RF47010	RUNXIN CHLORINATOR FOR VALVE F79, F82 AND FOR VALVES D SERIES	22	940		
RF09998	SPACER 2.5" M/F W/ O-RING AND WRENCH	22	940		
RF09997	SPANNER FOR SPACER RF09998	22	940		
RF09971	ENGLISH POWER ADAPTER FOR RF79B-LCD VALVE	22	940		
RF43010	BRINE WELL DIAM. 60 MM H 396 MM W/FLOATING VALVE	45	230		
RF43011	BRINE WELL DIAM. 60 MM H 308 MM W/FLOATING VALVE	45	230		
RF09922	INTERLOCK WIRE FOR RUNXIN VALVES F63(68)C - F63(65-68)P	22	940		
RFP07	434 STANDARD BRINE VALVE	22	940		
RFP08	454 STANDARD BRINE VALVE	22	940		



## F74 Runxin Industrial Down Flow Valve

- Electronic programmable valve, suitable for automatic and industrial water softening systems;
- Valve body in NSF listed Noryl plastic material;
- Operating system based on two high design ceramic discs;
- Regeneration DF;
- Operating flow rate Kv = 6,50;
- Backwash flow rate Kv = 3,57;
- Resin volume range = 120 ÷ 450 liters;
- With Pink Injector mounted (Brown and Blue Injectors included), European transformer 12/230V - 50Hz, upper screen,
- n.1 Base Seal O-ring,
- n.1 Drain Hose Connector,
- n.1 Brine Tube Hose Connector,
- n.1 Tube Bushing and n.1 Brine Line Flow Control);
- Others injectors (series 7400) and accessories not included, to order separately.

Ref	Description	Fam.	Subfam.		
RF74A3	VALV. AUT. SOFT. F74A3 (63610) VOL. 2" DF	27	965		

Characteristics	
Tank size	21" ÷ 30"
Connections In/Out	Threaded 2" male
Pressure vessel connection	Threaded 4" - 8 UN male
Drain line connection	Threaded 1" male
Brine line connection	Threaded 1/2" BSPT male
Distributor tube O. D. diameter	50 mm
Distributor tube length above pressure vessel	0 ± 2 mm
Weight (valve + controller)	5,88 kg
Operating pressure	2,0 ÷ 6,0 bar
Water Temperature	5°C ÷ 50°C

Box: WxLxH	Box: Q.ty	Box: Weight	Pallet: WxLxH	Pallet: Q.ty	Pallet: Weight
	2				

Certificates	Manufacturer	Sectors
DM174-2004 CE	Runxin	Industrial

### Spare parts

Ref	Description	Fam.	Subfam.		
RF09974	EUROPEAN POWER ADAPTER FOR RUNXIN IND.VALVES	27	970		
RF09950	UPPER SCREEN 50 MM FOR RUNXIN VALVES	27	970		



## F99 Runxin Industrial Down Flow Valves

- Electronic programmable valve, suitable for automatic and industrial water softening systems;
- Valve body in NSF listed Noryl plastic material;
- Operating system based on two high design ceramic discs;
- Regeneration DF;
- Operating flow rate Kv = 14,4;
- Backwash flow rate Kv = 5,72;
- Resin volume range = 450 ÷ 800 liters;
- With Yellow Injector mounted (Pink Injectors included), European transformer 12/230V - 50Hz, upper screen,
- n.1 Base Seal O-ring,
- n.1 Drain Hose Connector,
- n.1 Brine Tube Hose Connector,
- n.1 Tube Bushing and n.1 Brine Line Flow Control);
- Others injectors (7700 Series) and accessories not included, to order separately.

Ref	Description	Fam.	Subfam.		
RF99A3	VALV. AUT. SOFT. F99A3 (63615) VOL. 2" DF	27	965		

Characteristics	
Tank size	30" ÷ 42"
Connections In/Out	Threaded 2" male
Pressure vessel connection	Threaded 4" - 8 UN male
Drain line connection	Threaded 1,5" male
Brine line connection	Threaded 3/4" BSPT male
Distributor tube O. D. diameter	50 mm
Distributor tube length above pressure vessel	0 ± 2 mm
Weight (valve + controller)	11,50 kg
Operating pressure	2,0 ÷ 6,0 bar
Water Temperature	5°C ÷ 50°C

Box: WxLxH	Box: Q.ty	Box: Weight	Pallet: WxLxH	Pallet: Q.ty	Pallet: Weight
	1				

Certificates	Manufacturer	Sectors
DM174-2004 CE	Runxin	Industrial

### Spare parts

Ref	Description	Fam.	Subfam.		
RF09974	EUROPEAN POWER ADAPTER FOR RUNXIN IND.VALVES	27	970		
RF09950	UPPER SCREEN 50 MM FOR RUNXIN VALVES	27	970		



## F111 Runxin Industrial Down Flow Valves



- Electronic programmable valve, suitable for automatic and industrial water softening systems;
- Valve body in NSF listed Noryl plastic material;
- Operating system based on two high design ceramic discs;
- Regeneration DF;
- Operating flow rate Kv = 16,71;
- Backwash flow rate Kv = 18,97;
- Resin volume range = 450 ÷ 800 liters;
- Available in chronometric versions;
- With Blue Injector mounted (Yellow and White Injectors included), European transformer 12/230V - 50Hz, upper screen, n.1 Base Seal O-ring, n.1 Drain Hose Connector, n.1 Brine Tube Hose Connector, n.1 Tube Bushing and n.1 Brine Line Flow Control);
- Others injectors (7700 Series) and accessories not included, to order separately.

Ref	Description	Fam.	Subfam.		
RF111A1	VALV. AUT. SOFT. F111A1 (63520) CHRON. 2" DF	27	960		

Characteristics	
Tank size	30" ÷ 48"
Connections In/Out	Threaded 2" male
Pressure vessel connection	Threaded 4" - 8 UN male
Drain line connection	Threaded 1,5" male
Brine line connection	Threaded ¾" BSPT male
Distributor tube O. D. diameter	63 mm
Distributor tube length above pressure vessel	0 ± 2 mm
Weight (valve + controller)	11,50 kg
Operating pressure	2,0 ÷ 6,0 bar
Water Temperature	5°C ÷ 50°C

Box: WxLxH	Box: Q.ty	Box: Weight	Pallet: WxLxH	Pallet: Q.ty	Pallet: Weight

Certificates	Manufacturer	Sectors
DM174-2004 CE	Runxin	Industrial

### Spare parts

Ref	Description	Fam.	Subfam.		
RF09974	EUROPEAN POWER ADAPTER FOR RUNXIN IND.VALVES	27	970		
RF09951	UPPER SCREEN 63 MM FOR RUNXIN VALVES	27	970		

- **Specific accessories** - Injectors and Accessories not included in the Runxin Industrial Valves, to order separately.

Ref.	Description	Fam.	Subfam.		
RF07401	INJECTOR BROWN + DLFC FOR RUNXIN VALVES - 7401	27	970		
RF07402	INJECTOR PINK + DLFC FOR RUNXIN VALVES - 7402	27	970		
RF07403	INJECTOR YELLOW + DLFC FOR RUNXIN VALVES - 7403	27	970		
RF07404	INJECTOR BLUE + DLFC FOR RUNXIN VALVES - 7404	27	970		
RF07701	INJECTOR BROWN FOR RUNXIN VALVES - 7701	27	970		
RF07702	INJECTOR PINK FOR RUNXIN VALVES - 7702	27	970		
RF07703	INJECTOR YELLOW FOR RUNXIN VALVES - 7703	27	970		
RF07704	INJECTOR BLUE FOR RUNXIN VALVES - 7704	27	970		
RF07705	INJECTOR WHITE FOR RUNXIN VALVES - 7705	27	970		
RF09995	SERVICE WRENCH FOR RUNXIN VALVES - 8484003	22	940		



## F75 Runxin Industrial Filter Valve

- Electronic valve, suitable for automatic and industrial water filtering systems;
- Valve body in NSF listed Noryl plastic material;
- Operating system based on two high design ceramic discs;
- Operating flow rate Kv = 8,7;
- Backwash flow rate Kv = 8,0;
- With European transformer 12/230V - 50Hz, upper screen,
- n.1 Base Seal O-ring, n.1 Drain Hose Connector.

Ref	Description	Fam.	Subfam.		
RF75A	VALV. AUT. FILTER F75A 2"	27	968		

Characteristics	
Tank size	16" ÷ 24"
Connections In/Out	Threaded 2" male
Pressure vessel connection	Threaded 4" - 8 UN male
Drain line connection	Threaded 2" male
Distributor tube O. D. diameter	50 mm
Distributor tube length above pressure vessel	0 ± 2 mm
Weight (valve + controller)	4,4 kg
Operating pressure	2,0 ÷ 6,0 bar
Water Temperature	5°C ÷ 50°C

Box: WxLxH	Box: Q.ty	Box: Weight	Pallet: WxLxH	Pallet: Q.ty	Pallet: Weight

Certificates	Manufacturer	Sectors
DM174-2004 CE	Runxin	Industrial

### Spare parts

Ref	Description	Fam.	Subfam.		
RF09974	EUROPEAN POWER ADAPTER FOR RUNXIN IND.VALVES	27	970		
RF09950	UPPER SCREEN 50 MM FOR RUNXIN VALVES	27	970		



## Runxin Manual Softening Valves



- Multi-way valves having five functions: service, backwash, brine, fast rinse and refill;
- IN/OUT connections 3/4" BSPP female;
- Drain line connection 1/2" BSPP female;
- Brine line connection 3/8" BSPT male;
- Riser tube diameter 1,05" (26,7 mm);
- Max suggested flow 1,5 m3/h (only valve) @  $\Delta p = 1,75$  bar;
- Operating flow rate  $K_v = 1,09$ ;
- Backwash flow rate  $K_v = 0,55$ ;
- Max operating pressure 6 bar @ 20°C;
- Max operating temperature 50°C;
- Upper screen included.

Ref	Description	Fam.	Subfam.		
RF64B	VALV. MANUAL SOFT. F64B (61202) 3/4" DF	22	950		
RF64BC	VALV. MANUAL SOFT. F64BC (61202C) 3/4" DF - SIDECONTROL	22	950		

Ref	Description	Mounting
RF64B	VALV. MANUAL SOFT. F64B (61202) 3/4" DF	Vertical
RF64BC	VALV. MANUAL SOFT. F64BC (61202C) 3/4" DF - SIDECONTROL	Side

Box: WxLxH	Box: Q.ty	Box: Weight	Pallet: WxLxH	Pallet: Q.ty	Pallet: Weight

Certificates	Manufacturer	Sectors
	Runxin	Domestic



## Runxin Manual Filter Valves



### Max 4 m³/h Multi-way Manual Valve

- Multi-way valve having three functions: filtration, backwash, rinse;
- Fits threaded tanks 2 ½" – 8NPSM;
- IN/OUT connections and drain 1" BSPP female;
- Riser tube diameter 1,05" (26,7 mm);
- Max suggested flow 4 m³/h (only valve);
- Max operating pressure 6 bar @ 20°C;
- Max operating temperature 50°C;
- Upper screen included
- **ATTENTION:** this multi-way valve is prohibited to change working position with pressure; make sure to shut down pump or close feed valve before rotating the handle to other working position.

Ref	Description	Fam.	Subfam.		
PV410	MULTI-WAY MANUAL VALVE 2.5" IN/OUT AND DRAIN W/UPPER SCREEN 1.05"	50	240		

Box: WxLxH	Box: Q.ty	Box: Weight	Pallet: WxLxH	Pallet: Q.ty	Pallet: Weight

Certificates	Manufacturer	Sectors
	Runxin	Industrial



### Max 10 m³/h Multi-way Manual Valves

- Multi-way valve having three functions: filtration, backwash, rinse;
- Fits threaded tanks 4" – 8UN;
- IN/OUT connections 2" BSPP female;
- Drain line connection 1,5" BSPP female;
- Riser tube diameter 50 mm;
- Max suggested flow 10 m³/h (only valve) @ Δp = 1,75 bar;
- Operating flow rate Kv = 8,2;
- Backwash flow rate Kv = 6,1;
- Max operating pressure 6 bar @ 20°C;
- Max operating temperature 50°C;
- Upper screen included.
- **ATTENTION:** this multi-way valve is prohibited to change working position with pressure; make sure to shut down pump or close feed valve before rotating the handle to other working position.

Ref	Description	Fam.	Subfam.		
RF56D1	VALV. MANUAL FILTER F56D1 (51110) 2"F - METAL HANDLE	22	980		
RF56D2	VALV. MANUAL FILTER F56D2 (51210) 2"F - PLASTIC HANDLE	22	980		

Box: WxLxH	Box: Q.ty	Box: Weight	Pallet: WxLxH	Pallet: Q.ty	Pallet: Weight

Certificates	Manufacturer	Sectors
	Runxin	Industrial





## Fleck Residential Valves Series 4600

- Made in European Union (Italy)
- The 4600 control valve is suitable for residential softening applications, fully adjustable, for efficient and reliable water treatment.
- Designed with a double backwash for less loss of hardness.
- Valve body in brass.
- It is a single piston valve, with a protective cover against atmospheric agents resistant to water, corrosion and UV rays.
- Down Flow regeneration
- Operating Flow Rate = 4.5 m³/h (20 gpm)
- Backwash Flow Rate 1.6 m³/h (7 gpm)
- Regeneration:
  - Timeclock: 7 or 12 days
  - Meter: delayed or immediate
  - Electronics
- Complete with European Transformer 230-24 V / 50/60 Hz 60 VA and 1.05" twist lock upper screen.
- OPTIONS: Mechanical controllers for simplex; Hot Water - only mechanical 65 ° C meter / 82 ° C timeclock

Ref	Description	Fam.	Subfam.		
FV460MC-600	FLECK VALV. 4600/1600 12 DAYS 0-1,2-0,25	23	505		
FV460MC-601	FLECK VALV. 4600/1600 12 DAYS 1-1,5-0,25 HW	23	505		
FV460MC-602	FLECK VALV. 4600/1600 12 DAYS 0-1,2-0,25 LWU HW	23	505		
FV460MC-603	FLECK VALV. 4600/1600 12 DAYS 0-1,2-0,25 LWU	23	505		
FV460MR-600	FLECK VALV. 4600/1600 3/4" ECOBYPASS 8 M3 0-1,2-0,25 HW	23	505		
FV460MR-601	FLECK VALV. 4600/1600 3/4" ECOBYPASS 8 M3 1-1,5-0,25 HW	23	505		
FV460MR-602	FLECK VALV. 4600/1600 3/4" ECOBYPASS 8 M3 0-1,2-0,25 LWU HW	23	505		
FV460MR-603	FLECK VALV. 4600/1600 3/4" ECOBYPASS 8 M3 1-1,5-0,25 LWU HW	23	505		
FV460MR-604	FLECK VALV. 4600/1600 3/4" METER 8 M3 0-1,2-0,25LWU	23	505		
FV460MR-605	FLECK VALV. 4600/1600 3/4" METER 8 M3 1-1,5-0,25LWU	23	505		
FV460SC-600	FLECK VALV. 4600/1600 SXT 0-1,2-0,25 HW	23	505		

Characteristics	
Tank size (recommended):	Softening System = 6" ÷ 12"
In/Out Connections	Threaded ¾" or 1" BSP
Pressure vessel connection	Threaded 2,5" - 8 UN male
Drain line connection	Threaded ½" NPT or BSP
Brine line connection (1600)	Threaded ⅝"
Distributor tube O. D. diameter	1,05" (=27 mm)
Operating pressure	1,4 ÷ 8,5 bar
Water Temperature	1 ÷ 40 °C
Protection class	IP22
Height (from top of tank)	180 mm

Box: WxLxH	Box: Q.ty	Box: Weight	Pallet: WxLxH	Pallet: Q.ty	Pallet: Weight

Certificates	Manufacturer	Sectors
DM174-2004 CE, EAC	Pentair	Domestic

### Accessories

Ref	Description	Fam.	Subfam.		
FVA13398-10	1" BSP F BRASS YOKE FOR 5800, 9000 AND 9100 VALVE	23	590		
FVA18706-10	1" BSP M PLASTIC YOKE FOR 5800, 9000 AND 9100 VALVES	23	590		
FVA24689	3/4" BSP M BRASS YOKE FOR 5800, 9000 AND 9100 VALVES	23	590		
FVA18706-12	3/4" BSP M PLASTIC YOKE FOR 5800, 9000 AND 9100 VALVES	23	590		



## Signature Fleck Residential Valves Kit Series 5600



- Made in European Union (Italy).
- The kit includes 48 pieces of Fleck Valves 5600;
- The 5600 is high performance control valve, ideal for residential softening applications with multiple options (also filter). The valve body in fiber-reinforced material is UV rays resistant and no subject to corrosion. The valve is easily programmable and very intuitive. Modular design simplifies the disassembly and the maintenance.
- The 5600 valve has a mechanical timer: the 5600SXT valve is an electronic valve: they share the same valve body (5600), but it is different for the cover and the electronic components.
- Down Flow regeneration.
- Valve body in Noryl plastic material = polyphenylene oxide (PPO).
- Operating Flow Rate = 4.5 m<sup>3</sup>/h (20 gpm)
- Backwash Flow rate = 1.6 m<sup>3</sup>/h (7 gpm)
- Regeneration:
  - Chronometric: 7 or 12 days
  - Volumetric: delayed or immediate
  - Electronics
- Complete with European Transformer 230-24 V / 50/60 Hz 60 VA and 1.05" twist lock upper screen.
- OPTIONS: SXT electronics.
- Each kit includes 48 pieces of each following items: Bypass, Air Check 500, SBV 2310, Distributor Assy 1" HF, Yoke.

NOTE: these products are not available in stock.

Ref	Description	Fam.	Subfam.		
SIG560MC-001	VALVE 5600 1600 7 DAYS LWU 3/4" YOKE KIT 15L	23	500		
SIG560MR-002	VALVE 5600 1600 ECO, KIT 15L	23	500		
SIG560MR-003	VALVE 5600 1600 ECO, KIT 20L	23	500		
SIG560MR-005	VALVE 5600 1600 ECO, INOX BP, KIT 15L	23	500		
SIG560MR-006	VALVE 5600 1600 ECO, INOX BP, KIT 20L	23	500		
SIG560MR-007	VALVE 5600 1600 ECO LWU INOX BP, KIT 15L	23	500		
SIG560SC-001	VALVE 5600 SXT 1600, 3/4" YOKE KIT 15L	23	500		
SIG560SR-002	VALVE 5600 SXT 1600 ECO, KIT 15L	23	500		
SIG560SR-003	VALVE 5600 SXT 1600 ECO, KIT 20L	23	500		
SIG560SR-005	VALVE 5600 SXT 1600 ECO, INOX BP, KIT 15L	23	500		
SIG560SR-006	VALVE 5600 SXT 1600 ECO, INOX BP, KIT 20L	23	500		
SIG560SR-007	VALVE 5600 SXT 1600 ECO, 1" YOKE, KIT 15L	23	500		

Characteristics	
Tank size (recommended):	Softening System = 6" ÷ 12"
In/Out Connections	Threaded 3/4" or 1" BSP
Pressure vessel connection	Threaded 2,5" - 8 UN male
Drain line connection	Threaded 1/2" NPT or BSP
Brine line connection (1600)	Threaded 3/8"
Distributor tube O. D. diameter	1,05" (=27 mm)
Operating pressure	1,4 ÷ 8,5 bar
Water Temperature	1 ÷ 40 °C
Protection class	IP22
Height (from top of tank)	180 mm (200 mm with programmer SXT)

Box: WxLxH	Box: Q.ty	Box: Weight	Pallet: WxLxH	Pallet: Q.ty	Pallet: Weight

Certificates	Manufacturer	Sectors
DM174-2004 CE, EAC	Pentair	Domestic



## Fleck Residential Valves Series 5600



- Made in European Union (Italy)
- The 5600 is high performance control valve, ideal for residential softening applications with multiple options (also filter). The valve body in in fiber-reinforced material is UV rays resistant and no subject to corrosion. The valve is easily programmable and very intuitive. Modular design simplifies the disassembly and the maintenance.
- The 5600 valve has a mechanical timer: the 5600SXT valve is an electronic valve: they share the same valve body (5600), but it is different for the cover and the electronic components.
- Down Flow regeneration.
- Valve body in Noryl plastic material = polyphenylene oxide (PPO).
- Operating Flow Rate = 4.5 m³/h (20 gpm)
- Backwash Flow rate = 1.6 m³/h (7 gpm)
- Regeneration:
  - Chronometric: 7 or 12 days
  - Volumetric: delayed or immediate
  - Electronics
- Complete with European Transformer 230-24 V / 50/60 Hz 60 VA and 1.05" twist lock upper screen.
- OPTIONS: SXT electronics.

Ref	Description	Fam.	Subfam.		
FV560MC-600	FLECK VALV. 5600/1600 12 DAYS 0-1,2-0,25 LWU	23	500		
FV560MC-601	FLECK VALV. 5600/1600 12 DAYS 1-1,5-0,25	23	500		
FV560MC-602	FLECK VALV. 5600/1600 12 DAYS 2-3,5-0,5	23	500		
FV560MR-601	FLECK VALV. 5600/1600 3/4" METER 8 M3 1-1,5-0,25	23	500		
FV560MR-602	FLECK VALV. 5600/1600 3/4" METER 40 M3 2-3,5-0,5	23	500		
FV560MR-603	FLECK VALV. 5600/1600 3/4" METER 8 M3 0-1,2-0,25LWU	23	500		
FV560SC-600	FLECK VALV. 5600/1600 SXT 0-1,2-0,25	23	500		
FV560SC-601	FLECK VALV. 5600/1600 SXT 1-1,5-0,25	23	500		
FV560SR-600	FLECK VALV. 5600/1600 SXT 3/4" TURBINE 0-1,2-0,25	23	500		
FV560SR-601	FLECK VALV. 5600/1600 SXT 3/4" TURBINE 1-1,5-0,25	23	500		
FV560SR-602	FLECK VALV. 5600/1600 SXT 3/4" TURBINE 2-3,5-0,5	23	500		
FV560SR-603	FLECK VALV. 5600/1600 SXT 3/4" TURBINE 1-2,4-0,25	23	500		

Characteristics	
Tank size (recommended):	Softening System = 6" ÷ 12"
In/Out Connections	Threaded 3/4" or 1" BSP
Pressure vessel connection	Threaded 2,5" - 8 UN male
Drain line connection	Threaded 1/2" NPT or BSP
Brine line connection (1600)	Threaded 3/8"
Distributor tube O. D. diameter	1,05" (=27 mm)
Operating pressure	1,4 ÷ 8,5 bar
Water Temperature	1 ÷ 40 °C
Protection class	IP22
Height (from top of tank)	180 mm (200 mm with programmer SXT)

Box: WxLxH	Box: Q.ty	Box: Weight	Pallet: WxLxH	Pallet: Q.ty	Pallet: Weight
	6				

Certificates	Manufacturer	Sectors
DM174-2004 CE, EAC	Pentair	Domestic



## Fleck Residential Valves Series 5600

### Accessories and Spare Parts

Ref	Description	Fam.	Subfam.		
FVA13398-10	1" BSP F BRASS YOKE FOR 5800, 9000 AND 9100 VALVE	23	590		
FVA18706-10	1" BSP M PLASTIC YOKE FOR 5800, 9000 AND 9100 VALVES	23	590		
FVA24689	3/4" BSP M BRASS YOKE FOR 5800, 9000 AND 9100 VALVES	23	590		
FVA18706-12	3/4" BSP M PLASTIC YOKE FOR 5800, 9000 AND 9100 VALVES	23	590		
FVA10218	MICROSWITCH (SINGLE)	23	585		
FVA24114	BRINE VALVE 1600 ASSEMBLY RESID.	23	590		
FVR12767	SCREEN BRINE LINE	23	585		
FVR13305-01	O-RING 560 CD ADAPT COUPLING	23	585		
FVR22359	HOSE BARB STRAIGHT HOT WATER	23	585		
FVR24115	S&S KIT RESID	23	585		
FVR42933-10	MAIN DRIVE GEAR 5600SE-6600-6700	23	585		
FVRKIT51	KIT ACCESSORIES 1600 WITH BV44/AC500	23	585		



## Fleck Residential Valves Series 5800

- Made in European Union (Italy)
- The 5800 control valve is suitable for residential/commercial filter/softening applications. The valve body in fiber-reinforced material is UV rays resistant and no subject to corrosion.
- 5800 represents a great step forward in the Fleck product range: the valve platform
- is made of one hydraulic valve and different controllers, allowing various options, eliminating the need to stock a variety of control valves for filter or softener applications. 5800 features an improved flow, easy servicing (one-piece seal and spacer cartridge for quick and easy replacement) and a quick set-up.
- Cartridge with seal and spacer, reduced list of spare parts and snap assembly.
- LCD - backlit display that helps in the presence of poor lighting conditions.
- Down/Up Flow regeneration, according to the models.
- Valve body in Noryl plastic material = polyphenylene oxide (PPO).
- **Operating Flow Rate** = 4.7 m³/h (21gpm) **Backwash Flow rate** = 3.8 m³/h (16 gpm)
- Regeneration: - **Chronometric**: 7 or 12 days - **Volumetric**: delayed or immediate - Electronics
- Complete with 1.05" twist lock upper screen. In 24 V with international adapter 230 VAC - 12 VDC 50/60 Hz.
- **NOTE**: Not use silicone lubricants. **OPTIONS**: Electronic LXT - SXT - XTR

Ref	Description	Fam.	Subfam.		
FV580LC-001	FLECK VALV. 5800/1600 LXT DF 000-1,5-0,125	23	510		
FV580LR-001	FLECK VALV. 5800/1600 LXT DF 3/4" TURBINE 000-1,5-0,125	23	510		
FV580LR-002	FLECK VALV. 5800/1600 LXT UF 3/4" TURBINE 000-1,5-0,125	23	510		
FV580LC-002	FLECK VALV. 5800/1600 LXT UF 000-1,5-0,125	23	510		
FV580LC-003	FLECK VALV. 5800 FILTER LXT 7 GPM	23	510		
FV580SC-001	FLECK VALV. 5800/1600 SXT DF 1-1,5-0,25	23	510		
FV580SR-001	FLECK VALV. 5800/1600 SXT DF 3/4" TURBINE 1-1,5-0,25	23	510		
FV580SR-002	FLECK VALV. 5800/1600 SXT DF 3/4" TURBINE 0-1,2-0,25	23	510		
FV580SR-003	FLECK VALV. 5800/1600 SXT UF 3/4" TURBINE 00-1,2-0,125	23	510		
FV580SC-003	FLECK VALV. 5800/1600 SXT UF 00-1,2-0,125	23	510		
FV580SC-004	FLECK VALV. 5800 FILTER SXT 7 GPM	23	510		
FV580XC-001	FLECK VALV. 5800/1600 XTR DF 1-1,5-0,25	23	510		
FV580XR-001	FLECK VALV. 5800-1600 XTR DF 3/4" TURBINE 1-1,5-0,25	23	510		
FV580XR-002	FLECK VALV. 5800/1600 XTR UF 3/4" TURBINE 00-1,2-0,25	23	510		
FV580XC-003	FLECK VALV. 5800 FILTER XTR 7 GPM	23	510		

Characteristics	
Tank size (recommended):	Softening System = 6" ÷ 16" Filter = 8" ÷ 16"
In/Out Connections	Threaded ¾ or 1" BSP to order separately
Pressure vessel connection	Threaded 2,5" - 8 UN male
Drain line connection	Threaded ½" NPT
Brine line connection (1600)	Threaded ¾"
Distributor tube O. D. diameter	1,05" (=27 mm)
Operating pressure	1,4 ÷ 8,5 bar
Water Temperature	1 ÷ 40 °C
Protection class	IP22
Height (from top of tank)	228 mm

Box: WxLxH	Box: Q.ty	Box: Weight	Pallet: WxLxH	Pallet: Q.ty	Pallet: Weight
	4				

Certificates	Manufacturer	Sectors
DM174-2004, CE, EAC	Pentair	Domestic



## Fleck Residential Valves Series 5800

### Accessories

Ref	Description	Fam.	Subfam.		
FVA13398-10	1" BSP F BRASS YOKE FOR 5800, 9000 AND 9100 VALVE	23	590		
FVA18706-10	1" BSP M PLASTIC YOKE FOR 5800, 9000 AND 9100 VALVES	23	590		
FVA24689	3/4" BSP M BRASS YOKE FOR 5800, 9000 AND 9100 VALVES	23	590		
FVA18706-12	3/4" BSP M PLASTIC YOKE FOR 5800, 9000 AND 9100 VALVES	23	590		
FVAP80	P80 EMULSION TEMPORARY RUBBER ASSEMBLY LUBRICANT10 ML TUBE	23	590		



## Fleck Commercial Valves Series Twin 9000



- Made in European Union (Italy)
- The 9000 is a brass valve with a fully adjustable 5-cycle control for efficient and reliable water treatment for commercial softening applications, suitable for alternating duplex systems.
- It regenerates immediately when needed for continuous soft water, keeping system clean for optimum operating efficiency and minimum maintenance.
- Valve body in brass, which permit to adapt the hot water option up to 65°C.
- Down Flow regeneration
- Operating Flow Rate = 4 m³/h (17 gpm)
- Backwash Flow Rate = 1.9 m³/h (8 gpm)
- Regeneration:
  - Volumetric: delayed or immediate
  - Electronics
- Complete with European Transformer 230-24 V / 50/60 Hz 60 VA and 1.05" twist lock upper screen.
- NOTE: Accessories for the connection of the second tank are not included, to order separately. Upper diffusers included, for both pressure tanks.
- OPTIONS: Electronic SXT - ET; Hot water 65 ° C

Ref	Description	Fam.	Subfam.		
FV900SI-600	FLECK VALV. 9000/1600 SXT 3/4" METER 0-1,2-0,25	23	515		
FV900SI-601	FLECK VALV. 9000/1600 SXT 3/4" METER 1-1,5-0,25	23	515		
FV900SI-602	FLECK VALV. 9000/1600 SXT 3/4" METER 1-2,4-0,5	23	515		
FV900SI-603	FLECK VALV. 9000/1600 SXT 3/4" METER 1-2,4-0,5 WITH MS ENG PLUG	23	515		
FV900SI-604	FLECK VALV. 9000/1600 SXT 1" METER 2-2,4-0,5	23	515		
FV900SI-605	FLECK VALV. 9000/1600 SXT 3/4" METER 2-3,5-1	23	515		
FV900SI-606	FLECK VALV. 9000/1600 SXT 3/4" METER 2-4-1	23	515		
FV900SI-607	FLECK VALV. 9000/1600 SXT 3/4" METER 3-5-1	23	515		
FV900SI-608	FLECK VALV. 9000/1600 SXT 3/4" METER 3-7-1	23	515		
FV900MI-600	FLECK VALV. 9000/1600 3/4" METER 8 M3 1-1,5-0,25	23	515		
FV900MI-601	FLECK VALV. 9000/1600 3/4" METER 8 M3 1-2,4-0,5	23	515		
FV900MI-602	FLECK VALV. 9000/1600 3/4" METER 40 M3 1-2,4-0,5	23	515		
FV900MI-603	FLECK VALV. 9000/1600 3/4" METER 40 M3 2-3,5-1	23	515		
FV900MI-604	FLECK VALV. 9000/1600 3/4" METER 40 M3 2-4-1	23	515		
FV900MI-605	FLECK VALV. 9000/1600 3/4" METER 40 M3 3-5-1	23	515		
FV900MI-606	FLECK VALV. 9000/1600 1" METER 100 M3 3-5-1	23	515		
FV900MI-607	FLECK VALV. 9000/1600 3/4" METER 40 M3 3-7-1	23	515		
FV900MI-608	FLECK VALV. 9000/1600 1" METER 100 M3 3-7-1	23	515		
FV900MI-609	FLECK VALV. 9000/1600 1" METER 100 M3 3-7-1	23	515		



## Fleck Commercial Valves Series Twin 9000

### Accessories

Ref	Description	Fam.	Subfam.		
FVA18122	9000 KIT FLEXIBLE 2ND TANK ADAPTER - 200 MM	23	590		
FVA18123	9000 KIT FLEXIBLE 2ND TANK ADAPTER - 400 MM	23	590		
FVA18124	9000 KIT FLEXIBLE 2ND TANK ADAPTER - 500 MM	23	590		
FVA13398-10	1" BSP F BRASS YOKE FOR 5800, 9000 AND 9100 VALVE	23	590		
FVA18706-10	1" BSP M PLASTIC YOKE FOR 5800, 9000 AND 9100 VALVES	23	590		
FVA24689	3/4" BSP M BRASS YOKE FOR 5800, 9000 AND 9100 VALVES	23	590		
FVA18706-12	3/4" BSP M PLASTIC YOKE FOR 5800, 9000 AND 9100 VALVES	23	590		

Characteristics	
Tank size (recommended):	Softening System = 6" ÷ 16"
Connections di Ingresso / Uscita	Threaded 3/4" or 1" BSP to be ordered separately in quantities depending on the installation.
Pressure vessel connection	Threaded 2,5" - 8 UN male
Drain line connection	Threaded 1/2" or 1" NPT
Brine line connection (1600)	Threaded 3/8"
Distributor tube O. D. diameter	1,05" (=27 mm)
Operating pressure	1,8 ÷ 8,5 bar
Water Temperature	1 ÷ 40 °C
Protection class	IP22
Height (from top of tank)	165 mm

Box: WxLxH	Box: Q.ty	Box: Weight	Pallet: WxLxH	Pallet: Q.ty	Pallet: Weight
	1				

Certificates	Manufacturer	Sectors
DM174-2004 CE, EAC	Pentair	Commercial





## Fleck Commercial Valves Series Twin 9100



- Made in European Union (Italy)
- The 9100 is a valve in Noryl plastic material, non-corrosive and UV-resistant, for an efficient water treatment and suitable for commercial softening applications, designed for alternating duplex systems.
- It regenerates immediately when needed for continuous soft water, keeping system clean for optimum operating efficiency and minimum maintenance.
- Valve body in Noryl plastic material = polyphenylene oxide (PPO). **Down Flow regeneration.**
- **Operating Flow Rate** = 4 m³/h (17 gpm) **Backwash Flow Rate** = 1.9 m³/h (8 gpm)
- Regeneration: - Volumetric: delayed or immediate - Electronics
- Complete with: European Transformer 230-24 V / 50/60 Hz 60 VA -1.05" twist lock upper screen -quick connections for the second tank and PVC connection pipes.
- **NOTE:** Accessories for the connection of the second tank are not included, to order separately. Upper diffusers included, for both pressure tanks. **OPTIONS:**Electronic SXT - ET

Ref	Description	Fam.	Subfam.		
FV910SI-600	FLECK VAL. 9100/1600 SXT MIXING 3/4" METER 0-1,2-0	23	520		
FV910SI-601	FLECK VALV. 9100/1600 SXT 3/4" METER 1-2,4-0,5	23	520		
FV910SI-602	FLECK VALV. 9100/1600 SXT 3/4" METER MSWIRED 1-2,4-0,5	23	520		
FV910SI-603	FLECK VALV. 9100/1600 SXT 3/4" METER MS 1-2,4-0,5	23	520		
FV910SI-604	FLECK VALV. 9100/1600 SXT 3/4" MS 1-2,4-0,5 ENG.PLUG	23	520		
FV910SI-605	FLECK VALV. 9100/1600 SXT MIXING 3/4" METER 1-2,4-1	23	520		
FV910SI-606	FLECK VALV. 9100/1600 SXT 3/4" METER 2-3,5-1	23	520		
FV910SI-607	FLECK VALV. 9100/1600 SXT 1" METER 3-5-1	23	520		
FV910SI-608	FLECK VALV. 9100/1600 SXT 3/4" METER 3-5-1	23	520		
FV910MI-600	FLECK VALV. 9100/1600 3/4" METER 8 M3 1-1,2-0,25	23	520		
FV910MI-601	FLECK VALV. 9100/1600 3/4" METER 8 M3 1-1,5-0,5	23	520		
FV910MI-602	FLECK VALV. 9100/1600 3/4" METER 40 M3 1-2,4-0,5	23	520		
FV910MI-603	FLECK VALV. 9100/1600 3/4" METER 40 M3 2-3,5-1	23	520		
FV910MI-604	FLECK VALV. 9100/1600 1" METER 100 M3 3-5-1	23	520		
FV910MI-605	FLECK VALV. 9100/1600 3/4" METER 40 M3 3-7-1	23	520		

Characteristics	
Tank size (recommended):	Softening System = 6" ÷ 16"
In/Out Connections	Threaded 3/4" or 1" BSP to be ordered separately in quantities depending on the installation.
Pressure vessel connection	Threaded 2,5" - 8 UN male
Drain line connection	Threaded 1/2" or 1" NPT or BSP
Brine line connection (1600)	Threaded 3/8"
Distributor tube O. D. diameter	1,05" (=27 mm)
Operating pressure	1,8 ÷ 8,5 bar
Water Temperature	1 ÷ 40 °C
Protection class	IP22
Height (from top of tank)	185 mm

Box: WxLxH	Box: Q.ty	Box: Weight	Pallet: WxLxH	Pallet: Q.ty	Pallet: Weight
	1				

Certificates	Manufacturer	Sectors
DM174-2004 CE, EAC	Pentair	Commercial



## Signature Fleck Commercial Valves Kit Series Twin 9100



- Made in European Union (Italy).
- The kit includes 24 pieces of Fleck Valves 9100;
- The 9100 is a valve in Noryl plastic material, non-corrosive and UV-resistant, for an efficient water treatment and suitable for commercial softening applications, designed for alternating duplex systems.
- It regenerates immediately when needed for continuous soft water, keeping system clean for optimum operating efficiency and minimum maintenance.
- Valve body in Noryl plastic material = polyphenylene oxide (PPO). **Down Flow regeneration.**
- **Operating Flow Rate** = 4 m<sup>3</sup>/h (17 gpm) **Backwash Flow Rate** = 1.9 m<sup>3</sup>/h (8 gpm)
- Regeneration: - Volumetric: delayed or immediate - Electronics
- Complete with: European Transformer 230-24 V / 50/60 Hz 60 VA -1.05" twist lock upper screen -quick connections for the second tank and PVC connection pipes.
- **NOTE:** Accessories for the connection of the second tank are not included, to order separately. Upper diffusers included, for both pressure tanks. **OPTIONS:**Electronic SXT - ET.
- Each kit includes 24 pieces of each following items: Bypass, Air Check 500, SBV 2310, Distributor Assy 1" HF (48 pieces), Yoke.

NOTE: these products are not available in stock.

Ref	Description	Fam.	Subfam.		
SIG910SI-001	VALVE 9100-1600, MIX 3/4" SXT, 9"	23	520		
SIG910SI-002	VALVE 9100-1600, MIX 3/4" SXT, 12"	23	520		
SIG910SI-003	VALVE 9100-1600, MIX 3/4" SXT, 16"	23	520		

Characteristics	
Tank size (recommended):	Softening System = 6" ÷ 16"
In/Out Connections	Threaded 3/4" or 1" BSP to be ordered separately in quantities depending on the installation.
Pressure vessel connection	Threaded 2,5" - 8 UN male
Drain line connection	Threaded 1/2" or 1" NPT or BSP
Brine line connection (1600)	Threaded 3/8"
Distributor tube O. D. diameter	1,05" (=27 mm)
Operating pressure	1,8 ÷ 8,5 bar
Water Temperature	1 ÷ 40 °C
Protection class	IP22
Height (from top of tank)	185 mm

Box: WxLxH	Box: Q.ty	Box: Weight	Pallet: WxLxH	Pallet: Q.ty	Pallet: Weight

Certificates	Manufacturer	Sectors
DM174-2004 CE, EAC	Pentair	Commercial



## Fleck Commercial Valves Series Twin 9100

### Accessories

Ref	Description	Fam.	Subfam.		
FVA28243-07	9100 PVC CONNECTING TUBES 2ND TANK ADAPTER - 7"	23	590		
FVA28243-09	9100 PVC CONNECTING TUBES 2ND TANK ADAPTER - 9"	23	590		
FVA28243-12	9100 PVC CONNECTING TUBES 2ND TANK ADAPTER - 12"	23	590		
FVA28243-16	9100 PVC CONNECTING TUBES 2ND TANK ADAPTER - 16"	23	590		
FVA13398-10	1" BSP F BRASS YOKE FOR 5800, 9000 AND 9100 VALVE	23	590		
FVA18706-10	1" BSP M PLASTIC YOKE FOR 5800, 9000 AND 9100 VALVES	23	590		
FVA24689	3/4" BSP M BRASS YOKE FOR 5800, 9000 AND 9100 VALVES	23	590		
FVA18706-12	3/4" BSP M PLASTIC YOKE FOR 5800, 9000 AND 9100 VALVES	23	590		



## Fleck Commercial Valves Series Twin 9500



- Made in European Union (Italy)
- The 9500 is a brass valve, non-corrosive and UV-resistant, with fully adjustable 5-cycle control for an efficient water treatment and suitable for commercial softening applications, designed for alternating duplex systems.
- It regenerates immediately when needed for continuous soft water, keeping system clean for optimum operating efficiency and minimum maintenance.
- Valve body in brass, which permit to adapt the hot water option up to 65°C.
- Down Flow regeneration.
- Operating Flow Rate = 8.4 m³/h (37 gpm)
- Backwash Flow Rate = 3.3 m³/h (14 gpm)
- **Regeneration:** - Volumetric: delayed or immediate - Electronics
- Complete with European Transformer 230-24 V / 50/60 Hz 60 VA
- **NOTE:** Accessories for the connection of the second tank are not included, to order separately. Upper diffusers included, for both pressure tanks
- **OPTIONS:** Electronic SXT - ET; Hot water 65 ° C

Ref	Description	Fam.	Subfam.		
FV950SI-600	FLECK VALV. 9500/1650 SXT 1.5" METER 3-5-1	23	525		
FV950SI-601	FLECK VALV. 9500/1650 SXT 1.5" INLINE METER 3-5-1	23	525		
FV950SI-602	FLECK VALV. 9500/1650 SXT 1.5" METER MS 3-5-1 ENG. PLUG	23	525		
FV950SI-603	FLECK VALV. 9500/1710 SXT 1.5" METER 3C-7-1,2	23	525		
FV950SI-604	FLECK VALV. 9500/1710 SXT 1.5" METER 4C-10-2	23	525		
FV950SI-605	FLECK VALV. 9500/1710 SXT 1.5" METER 4C-15-2	23	525		
FV950SI-606	FLECK VALV. 9500/1710 SXT 1.5" INLINE METER 4C-15-2	23	525		
FV950SI-607	FLECK VALV. 9500/1710 SXT 1.5" METER MS 4C-15-2 ENG. PLUG	23	525		
FV950EI-600	FLECK VALV. 9500/1650 ET 1.5" METER 3-5-1	23	525		
FV950EI-601	FLECK VALV. 9500/1710 ET 1.5" METER 4C-15-2	23	525		
FV950MI-600	FLECK VALV. 9500/1650 1.5" METER 40 M3 3-5-1	23	525		
FV950MI-602	FLECK VALV. 9500/1710 1.5" METER 200 M3 4C-10-2	23	525		
FV950MI-603	FLECK VALV. 9500/1710 1.5" METER 200 M3 MSWIRED 4C-10-2	23	525		
FV950MI-604	FLECK VALV. 9500/1710 1.5" METER 40 M3 4C-10-2	23	525		
FV950MI-606	FLECK VALV. 9500/1710 1.5" METER 40 M3 4C-15-2	23	525		

### Accessories

Ref	Description	Fam.	Subfam.		
FVA28137-16	9500 KIT COPPER TUBES 2ND TANK ADAPTER - 16"	23	590		
FVA28137-20	9500 KIT COPPER TUBES 2ND TANK ADAPTER - 20"	23	590		
FVA28137-24	9500 KIT COPPER TUBES 2ND TANK ADAPTER - 24"	23	590		



## Fleck Commercial Valves Series Twin 9500

Characteristics	
Tank size (recommended):	Softening System = 10" ÷ 24"
In/Out Connections	Threaded 1,5" BSP
Pressure vessel connection	Threaded 4" - 8 UN male
Drain line connection	Threaded ½" NPT or BSP
Brine line connection (1650)	Threaded ¾"
Brine line connection (1710)	Threaded ½"
Distributor tube O. D. diameter	50 mm
Operating pressure	1,8 ÷ 8,5 bar
Water Temperature	1 ÷ 40 °C
Protection class	IP22
Height (from top of tank)	185 mm

Box: WxLxH	Box: Q.ty	Box: Weight	Pallet: WxLxH	Pallet: Q.ty	Pallet: Weight
	1				

Certificates	Manufacturer	Sectors
DM174-2004 CE, EAC	Pentair	Commercial

### Accessories

Ref	Description	Fam.	Subfam.		
FVA28137-16	9500 KIT COPPER TUBES 2ND TANK ADAPTER - 16"	23	590		
FVA28137-20	9500 KIT COPPER TUBES 2ND TANK ADAPTER - 20"	23	590		
FVA28137-24	9500 KIT COPPER TUBES 2ND TANK ADAPTER - 24"	23	590		



## Fleck Industrial Valves Series 2750

- Made in European Union (Italy)
- The 2750 control valve is suitable for small commercial and industrial filter or softening applications, designed for systems with one or more columns.
- It is a single piston valve, with a protective cover water, corrosion and UV rays resistant.
- Valve body in brass.
- Down Flow regeneration
- Operating Flow Rate = 5.9 m³/h (26 gpm)
- Backwash Flow Rate = 5.6 m³/h (25 gpm)
- Regeneration: Manual - Chronometric: 7 or 12 days
- - Volumetric: delayed or immediate -Electronics
- Complete with European Transformer 230-24 V / 50/60 Hz 60 VA and 1.05" twist lock upper screen.
- NOTE: For electronic models, the meter is not included, to order separately. For the filter valves, the DLFC is not included, to order separately.
- For NXT multi valve systems, please order (quantity = n-1 valves) the cable kit NXT (ref.FVA61763) separately;
- OPTIONS: NBP piston - Manual filter - SXT - NXT electronics - Mechanical controllers for simplex and duplex - Hot water - mechanical only 65 ° C volumetric or 82 ° C chronometric

Ref	Description	Fam.	Subfam.		
FV275XC-600	FLECK VALV. 2750/1710 NO TIMER MSWIRED 4C-10-2	23	530		
FV275XC-601	FLECK VALV. 2750/1650 NO TIMER MSWIRED 3-5-1	23	530		
FV275XC-602	FLECK VALV. 2750/1600 NO TIMER HW MSWIRED 3-5-1	23	530		
FV275SC-600	FLECK VALV. 2750 FILTER SXT	23	530		
FV275SC-601	FLECK VALV. 2750 FILTER SXT NBP	23	530		
FV275SC-602	FLECK VALV. 2750 FILTER SXT NBP HW	23	530		
FV275SC-603	FLECK VALV. 2750/1650 SXT 3-5-1	23	530		
FV275NC-600	FLECK VALV. 2750 FILTER NXT NBP	23	530		
FV275NC-601	FLECK VALV. 2750 FILTER NXT	23	530		
FV275NC-602	FLECK VALV. 2750/1650 NXT 3-5-1	23	530		
FV275NC-603	FLECK VALV. 2750/1650 NXT NBP 3-5-1	23	530		
FV275NC-604	FLECK VALV. 2750/1710 NXT NBP 4C-10-2	23	530		
FV275NC-605	FLECK VALV. 2750/1600 NXT HW MSWIRED 3-5-1	23	530		
FV275NC-606	FLECK VALV. 2750/1600 NXT HW MSWIRED NBP 3-5-1	23	530		

Characteristics	
Tank size (recommended):	Softening System = 10" ÷ 24" Filter = 10" ÷ 21"
In/Out Connections	Threaded 1" BSP F
Pressure vessel connection	Threaded 2,5" - 8 UN male
Drain line connection	Threaded ¾" NPT or BSP
Brine line connection (1600)	Threaded ¾"
Brine line connection (1710)	Threaded ½"
Distributor tube O. D. diameter	1,05" (=27 mm)
Operating pressure	1,8 ÷ 8,5 bar
Water Temperature	1 ÷ 40 °C
Protection class	IP22
Height (from top of tank)	165 mm

Box: WxLxH	Box: Q.ty	Box: Weight	Pallet: WxLxH	Pallet: Q.ty	Pallet: Weight

Certificates	Manufacturer	Sectors
DM174-2004 CE, EAC	Pentair	Commercial, Industrial



## Fleck Industrial Valves Series 2750

Ref	Description	Fam.	Subfam.		
FV275XM-600	FLECK VALV. 2750 FILTER MANUAL	23	530		
FV275XM-601	FLECK VALV. 2750 FILTER MANUAL NBP	23	530		
FV275MC-600	FLECK VALV. 2750 FILTER 12 DAYS	23	530		
FV275MC-601	FLECK VALV. 2750 FILTER 12 DAYS NBP	23	530		
FV275MC-602	FLECK VALV. 2750/1650 12 DAYS 3-5-1	23	530		
FV275MC-603	FLECK VALV. 2750/1710 12 DAYS 4C-10-2	23	530		
FV275MR-600	FLECK VALV. 2750/1650 1" METER (100 M3) 3-5-1	23	530		
FV275MP-600	FLECK VALV. 2750/1650 PULSE 3-5-1	23	530		

Box: WxLxH	Box: Q.ty	Box: Weight	Pallet: WxLxH	Pallet: Q.ty	Pallet: Weight

Certificates	Manufacturer	Sectors
DM174-2004 CE, EAC	Pentair	Commercial, Industrial

## Accessories

Ref	Description	Fam.	Subfam.		
FVA24202-10	DLFC 3/4" NPT - 3/4" BSP 2750 - 10 GPM	23	590		
FVA24202-12	DLFC 3/4" NPT - 3/4" BSP 2750 - 12 GPM	23	590		
FVA24202-15	DLFC 3/4" NPT - 3/4" BSP 2750 - 15 GPM	23	590		
FVA24202-20	DLFC 3/4" NPT - 3/4" BSP 2750 - 20 GPM	23	590		
FVA24202-25	DLFC 3/4" NPT - 3/4" BSP 2750 - 25 GPM	23	590		
FVA24202-9	DLFC 3/4" NPT - 3/4" BSP 2750 - 9 GPM	23	590		
FVA24212-1.2	DLFC 3/4" NPT - 1/2" NPT 2750 - 1,2 GPM	23	590		
FVA24212-1.5	DLFC 3/4" NPT - 1/2" NPT 2750 - 1,5 GPM	23	590		
FVA24212-2	DLFC 3/4" NPT - 1/2" NPT 2750 - 2 GPM	23	590		
FVA24212-2.4	DLFC 3/4" NPT - 1/2" NPT 2750 - 2,4 GPM	23	590		
FVA24212-3	DLFC 3/4" NPT - 1/2" NPT 2750 - 3 GPM	23	590		
FVA24212-3.5	DLFC 3/4" NPT - 1/2" NPT 2750 - 3,5 GPM	23	590		
FVA24212-4	DLFC 3/4" NPT - 1/2" NPT 2750 - 4 GPM	23	590		
FVA24212-5	DLFC 3/4" NPT - 1/2" NPT 2750 - 5 GPM	23	590		
FVA24212-7	DLFC 3/4" NPT - 1/2" NPT 2750 - 7 GPM	23	590		
FVA29096	KIT METER SS ASSY 1" NT/NXT	23	590		
FVA61763	KIT COMMUNICATION CABLE NXT/NXT2	23	590		



## Fleck Industrial Valves Series 2850



- Made in European Union (Italy)
- The 2850 control valve is suitable for small commercial and industrial filtration or softening applications, designed for systems with one or more columns.
- Valve body in brass.
- It is a single piston valve, with a cover non-corrosive, water and UV resistant.
- Down Flow regeneration
- Operating Flow Rate = 11.6 m<sup>3</sup>/h (51 gpm)
- Backwash Flow Rate = 11.1 m<sup>3</sup>/h (48 gpm)
- Regeneration: -Manual - Chronometric: 7 or 12 days - Volumetric: delayed or immediate - Electronics
- Complete with European Transformer 230-24 V / 50/60 Hz 60 VA and 2 "- Kit 8 upper screen.
- NOTE:For electronic models, the meter is not included, to order separately. For the filter valves, the DLFC is not included, to order separately.
- For NXT multi valve systems, please order (quantity = n-1 valves) the cable kit NXT (ref.FVA61763) separately;
- OPTIONS: NBP piston - Manual filter - Electronic SXT - NXT - Mechanical timers for simplex and duplex - Hot water - mechanical only 65° C volumetric or 82° C chronometric.

Ref	Description	Fam.	Subfam.		
FV285MC-600	FLECK VALV. 2850 FILTER 12 DAYS	23	535		
FV285MC-601	FLECK VALV. 2850 FILTER 12 DAYS NBP	23	535		
FV285MC-602	FLECK VALV. 2850/1650 12 DAYS 3-5-1	23	535		
FV285MC-603	FLECK VALV. 2850/1710 12 DAYS 3C-7-1,2	23	535		
FV285MC-604	FLECK VALV. 2850/1710 12 DAYS 4C-10-2	23	535		
FV285MC-605	FLECK VALV. 2850/1710 12 DAYS 4C-10-2 NBP	23	535		
FV285MC-606	FLECK VALV. 2850/1710 12 DAYS 4C-15-2	23	535		
FV285MR-600	FLECK VALV. 2850/1650 1.5" METER 40 M3 3-5-1	23	535		
FV285MR-601	FLECK VALV. 2850/1710 1.5" METER 200 M3 4C-10-2	23	535		
FV285MR-602	FLECK VALV. 2850/1710 1.5" METER 200 M3 4C-10-2 NBP	23	535		
FV285XM-600	FLECK VALV. 2850 FILTER MANUAL NBP	23	535		
FV285XC-600	FLECK VALV. 2850/1710 NOTIMER MSWIRED 4C-10-2	23	535		
FV285XC-601	FLECK VALV. 2850/1710 NOTIMER MSWIRED 4C-10-2 NBP	23	535		
FV285SC-600	FLECK VALV. 2850 FILTER SXT	23	535		

Characteristics	
Tank size (recommended):	Softening System = 10" ÷ 30" Filter = 10" ÷ 24"
In/Out Connections	Threaded 1,5" BSP F
Pressure vessel connection	Threaded 4" - 8 UN male
Drain line connection	Threaded 1" NPT or BSP
Brine line connection (1650)	Threaded 3/8"
Brine line connection (1710)	Threaded 1/2"
Distributor tube O. D. diameter	3/4 pollice NPT
Operating pressure	50 mm
Water Temperature	1 ÷ 40 °C
Protection class	IP22
Height (from top of tank)	165 mm

Box: WxLxH	Box: Q.ty	Box: Weight	Pallet: WxLxH	Pallet: Q.ty	Pallet: Weight
	1				

Certificates	Manufacturer	Sectors
DM174-2004 CE, EAC	Pentair	Commercial, Industrial





## Fleck Industrial Valves Series 2850

Ref	Description	Fam.	Subfam.		
FV285SC-601	FLECK VALV. 2850 FILTER SXT NBP	23	535		
FV285SC-602	FLECK VALV. 2850/1650 SXT 3-5-1	23	535		
FV285SC-603	FLECK VALV. 2850/1650 SXT 3-5-1 NBP	23	535		
FV285SC-604	FLECK VALV. 2850/1710 SXT 3C-7-1,2	23	535		
FV285SC-605	FLECK VALV. 2850/1710 SXT 4C-10-2	23	535		
FV285SC-606	FLECK VALV. 2850/1710 SXT 4C-10-2 NBP	23	535		
FV285SC-607	FLECK VALV. 2850/1710 SXT 4C-15-2	23	535		
FV285SC-608	FLECK VALV. 2850/1710 SXT 5C-25-4 NBP	23	535		
FV285NC-600	FLECK VALV. 2850 FILTER NXT	23	535		
FV285NC-601	FLECK VALV. 2850 FILTER NXT NBP	23	535		
FV285NC-602	FLECK VALV. 2850/1650 NXT NBP 3-5-1	23	535		
FV285NC-603	FLECK VALV. 2850/1710 NXT NBP 4C-10-2	23	535		
FV285NC-604	FLECK VALV. 2850/1710 NXT NBP 4C-15-2	23	535		
FV285NC-605	FLECK VALV. 2850/1710 NXT NBP 5C-25-4	23	535		
FV285NC-606	FLECK VALV. 2850/1650 NXT 3-5-1	23	535		
FV285NC-607	FLECK VALV. 2850/1710 NXT 4C-10-2	23	535		
FV285NC-608	FLECK VALV. 2850/1710 NXT 4C-15-2	23	535		
FV285NC-609	FLECK VALV. 2850/1710 NXT 5C-25-4	23	535		

Box: WxLxH	Box: Q.ty	Box: Weight	Pallet: WxLxH	Pallet: Q.ty	Pallet: Weight

Certificates	Manufacturer	Sectors
DM174-2004 CE, EAC	Pentair	Commercial, Industrial

### Accessories

Ref	Description	Fam.	Subfam.		
FVA13640	DOLE 30 GPM 2850/2910	23	590		
FVA25171-1.2	DLFC 1" NPT - 3/4" BSP ASSY 1.2 GPM 2850/2910/950	23	590		
FVA25171-1.5	DLFC 1" NPT - 3/4" BSP ASSY 1.5 GPM 2850/2910/950	23	590		
FVA25171-2	DLFC 1" NPT - 3/4" BSP ASSY 2 GPM 2850/2910/9500	23	590		
FVA25171-2.4	DLFC 1" NPT - 3/4" BSP ASSY 2.4 GPM 2850/2910/950	23	590		
FVA25171-3	DLFC 1" NPT - 3/4" BSP ASSY 3 GPM 2850/2910/9500	23	590		
FVA25171-4	DLFC 1" NPT - 3/4" BSP ASSY 4 GPM 2850/2910/9500	23	590		
FVA25171-5	DLFC 1" NPT - 3/4" BSP ASSY 5 GPM 2850/2910/9500	23	590		
FVA25171-7	DLFC 1" NPT - 3/4" BSP ASSY 7 GPM 2850/2910/9500	23	590		
FVA25581-8	DLFC 1" NPT - 3/4" BSP ASSY 8 GPM 2850/2910/9500	23	590		
FVA25581-9	DLFC 1" NPT - 3/4" BSP ASSY 9 GPM 2850/2910/9500	23	590		
FVA25581-ALL	KIT DLFC 1" 2850/2910/9500 10 TO 25 GPM	23	590		
FVA29097	KIT METER SS ASSY 1,5" NT/NXT	23	590		
FVA29111-3045	KIT DLFC 2" BSP W/REDUCER 2" TO 1" 30 TO 45 GPM 2850 FILTER	23	590		
FVA61763	KIT COMMUNICATION CABLE NXT/NXT2	23	590		



## Fleck Industrial Valves Series 2910



- Made in European Union (Italy).
- The 2910 control valve is suitable for industrial and multivalve systems, for filtration or softening applications.
- Valve body in brass.
- It is a valve characterized by superior strength with improved 2 piston-system technology to drive independent flows of service and regeneration, with a cover non-corrosive, water and UV resistant.
- Down/Up Flow regeneration, according to the models.
- Operating Flow Rate = 24 m<sup>3</sup>/h (105 gpm)
- Backwash Flow Rate = 8 m<sup>3</sup>/h (35 gpm)
- Regeneration: - Chronometric: 7 or 12 days - Volumetric: delayed or immediate - Electronics
- Complete with European Transformer 230-24 V / 50/60 Hz 60 VA and 2 "- Kit 8 upper screen.
- NOTE: For electronic models, the meter is not included, to order separately. For the filter valves, the DLFC is not included, to order separately.
- For NXT multi valve systems, please order (quantity = n-1 valves) the cable kit NXT (ref.FVA61763) separately;
- OPTIONS: NBP piston - Filter; Electronic SXT - NXT - Mechanical controllers for simplex and duplex - Hot water - mechanical only 65° C volumetric or 82° C chronometric.

Ref	Description	Fam.	Subfam.		
FV291MD-600	FLECK VAL. 2910/1710 DUPLEX A #7 NBP 3C-7-1,2	23	540		
FV291MD-601	FLECK VAL. 2910/1710 DUPLEX B #7 NBP 3C-7-1,2	23	540		
FV291MD-602	FLECK VAL. 2910/1710 DUPLEX A #7 NBP 4C-12-2	23	540		
FV291MD-603	FLECK VAL. 2910/1710 DUPLEX B #7 NBP 4C-12-2	23	540		
FV291MD-604	FLECK VAL. 2910/1710 DUPLEX A #7 NBP 4C-15-2	23	540		
FV291MD-605	FLECK VAL. 2910/1710 DUPLEX B #7 NBP 4C-15-2	23	540		
FV291MD-606	FLECK VAL. 2910/1710 DUPLEX A #7 NBP 5C-25-4	23	540		
FV291MD-607	FLECK VAL. 2910/1710 DUPLEX B #7 NBP 5C-25-4	23	540		
FV291MD-608	FLECK VAL. 2910/1710 DUPLEX A #7 NBP 6C-30-4	23	540		
FV291MD-609	FLECK VAL. 2910/1710 DUPLEX B #7 NBP 6C-30-4	23	540		
FV291MC-601	FLECK VALV. 2910/1650 12 DAYS DF 3-5-1	23	540		
FV291MC-602	FLECK VALV. 2910/1710 12 DAYS DF 3C-7-1,2	23	540		
FV291MC-603	FLECK VALV. 2910/1710 12 DAYS DF 3C-10-2	23	540		
FV291MC-604	FLECK VALV. 2910/1710 12 DAYS DF 4C-15-2	23	540		
FV291MC-605	FLECK VALV. 2910/1710 12 DAYS DF 6C-25-4	23	540		
FV291MC-606	FLECK VALV. 2910/1710 12 DAYS DF 4C-15-2 NBP	23	540		
FV291MR-600	FLECK VALV. 2910/1650 2" METER 75 M3 3-5-1	23	540		
FV291MR-601	FLECK VALV. 2910/1710 2" METER 375 M3 3C-7-1,2	23	540		
FV291MR-602	FLECK VALV. 2910/1710 2" METER 75 M3 3C-7-1,2	23	540		
FV291SC-600	FLECK VALV. 2910/1650 SXT 3-5-1	23	540		
FV291SC-601	FLECK VALV. 2910/1710 SXT 3C-7-1,2	23	540		
FV291SC-602	FLECK VALV. 2910/1710 SXT 4C-10-2	23	540		
FV291SC-603	FLECK VALV. 2910/1710 SXT 4C-15-2	23	540		
FV291SC-604	FLECK VALV. 2910/1710 SXT 5C-25-4	23	540		
FV291NC-600	FLECK VALV. 2910/1650 NXT 3-7-1 NBP	23	540		

Characteristics	
Tank size (recommended):	Softening System = 14" ÷ 36" Filter = 14" ÷ 24"
In/Out Connections	Threaded 2" BSP F
Pressure vessel connection	Threaded 4" - 8 UN male
Drain line connection	Threaded 1" NPT or BSP
Brine line connection (1650)	Threaded 3/8"
Brine line connection (1710)	Threaded 1/2"
Distributor tube O. D. diameter	50 mm
Operating pressure	1,8 ÷ 8,5 bar
Water Temperature	1 ÷ 40 °C
Protection class	IP22
Height (from top of tank)	305 mm



Ref	Description	Fam.	Subfam.		
FV291NC-601	FLECK VALV. 2910/1710 NXT 3C-10-2 NBP	23	540		
FV291NC-602	FLECK VALV. 2910/1710 NXT 4C-10-2 NBP	23	540		
FV291NC-603	FLECK VALV. 2910/1710 NXT 4C-15-2 NBP	23	540		
FV291NC-604	FLECK VALV. 2910/1710 NXT 6C-25-4	23	540		
FV291NC-605	FLECK VALV. 2910/1710 NXT 6C-25-4 NBP	23	540		
FV291NC-606	FLECK VALV. 2910/1710 NXT 7C-30-7 NBP	23	540		
FV291NC-607	FLECK VALV. 2910/1710 NXT 4C-15-2 HW	23	540		
FV291NC-608	FLECK VALV. 2910/1710 NXT 4C-15-2 HW NBP	23	540		
FV291NC-609	FLECK VALV. 2910/1710 NXT UF 4C-15-2	23	540		
FV291NC-610	FLECK VALV. 2910/1710 NXT UF 4C-15-2 NBP	23	540		
FV291XC-600	FLECK VALV. 2910/1650 NOTIMER 3-5-1 NBP	23	540		
FV291XC-601	FLECK VALV. 2910/1650 NOTIMER 3-7-1 NBP	23	540		
FV291XC-602	FLECK VALV. 2910/1710 NOTIMER 4C-10-2 NBP	23	540		
FV291XC-603	FLECK VALV. 2910/1710 NOTIMER 5C-15-2 NBP	23	540		
FV291XC-604	FLECK VALV. 2910/1710 NOTIMER 5C-25-4 NBP	23	540		
FV291XC-605	FLECK VALV. 2910/1710 NOTIMER 7C-30-7 NBP	23	540		
FV291XC-606	FLECK VALV. 2910/1710 NOTIMER NOPLUG 4C-15-2 NBP	23	540		
FV291XC-607	FLECK VALV. 2910/1710 NOTIMER NOPLUG 5C-25-2 NBP	23	540		
FV291XP-600	FLECK VALV. 2910/1700 NOTIMER NOPLUG 6C-25-4-HW	23	540		

Box: WxLxH	Box: Q.ty	Box: Weight	Pallet: WxLxH	Pallet: Q.ty	Pallet: Weight
	1				

Certificates	Manufacturer	Sectors
DM174-2004 CE, EAC	Pentair	Industrial

## Accessories

Ref	Description	Fam.	Subfam.		
FVA13640	DOLE 30 GPM 2850/2910	23	590		
FVA25171-1.2	DLFC 1" NPT - 3/4" BSP ASSY 1.2 GPM 2850/2910/9500	23	590		
FVA25171-1.5	DLFC 1" NPT - 3/4" BSP ASSY 1.5 GPM 2850/2910/9500	23	590		
FVA25171-2	DLFC 1" NPT - 3/4" BSP ASSY 2 GPM 2850/2910/9500	23	590		
FVA25171-2.4	DLFC 1" NPT - 3/4" BSP ASSY 2.4 GPM 2850/2910/9500	23	590		
FVA25171-3	DLFC 1" NPT - 3/4" BSP ASSY 3 GPM 2850/2910/9500	23	590		
FVA25171-4	DLFC 1" NPT - 3/4" BSP ASSY 4 GPM 2850/2910/9500	23	590		
FVA25171-5	DLFC 1" NPT - 3/4" BSP ASSY 5 GPM 2850/2910/9500	23	590		
FVA25171-7	DLFC 1" NPT - 3/4" BSP ASSY 7 GPM 2850/2910/9500	23	590		
FVA25581-10	DLFC 1" NPT - 3/4" BSP ASSY 10 GPM 2850/2910/9500	23	590		
FVA25581-12	DLFC 1" NPT - 3/4" BSP ASSY 12 GPM 2850/2910/9500	23	590		
FVA25581-15	DLFC 1" NPT - 3/4" BSP ASSY 15 GPM 2850/2910/9500	23	590		
FVA25581-20	DLFC 1" NPT - 3/4" BSP ASSY 20 GPM 2850/2910/9500	23	590		
FVA25581-25	DLFC 1" NPT - 3/4" BSP ASSY 25 GPM 2850/2910/9500	23	590		
FVA25581-8	DLFC 1" NPT - 3/4" BSP ASSY 8 GPM 2850/2910/9500	23	590		
FVA25581-9	DLFC 1" NPT - 3/4" BSP ASSY 9 GPM 2850/2910/9500	23	590		
FVA25581-ALL	KIT DLFC 1" 2850/2910/9500 10 TO 25 GPM	23	590		
FVA29098	KIT METER SS ASSY 2" NT/NXT	23	590		
FVA28295	KIT METER ELECTRONIC 2" PLASTIC 2910/3150	23	590		
FVA61763	KIT COMMUNICATION CABLE NXT/NXT2	23	590		



## Fleck Industrial Valves Series 3150

- Made in European Union (Italy)
- The 3150 is a fully adjustable 3- or 5-cycle control valve for an efficient and
- reliable water treatment, suitable for industrial filtration and softening applications. Valve body in brass.
- It is a valve characterized by considerable strength, with a cover non-corrosive, water and UV resistant.
- Down Flow regeneration
- Operating Flow Rate = 22 m³/h (97 gpm)
- Backwash Flow Rate = 24 m³/h (105 gpm)
- Regeneration:
  - - Chronometric: 7 or 12 days
  - - Volumetric: delayed or immediate
  - - Electronics
- Complete with European Transformer 230-24 V / 50/60 Hz 60 VA and 2 "- Kit 8 upper screen.
- NOTE: Adapter for top or side mount is not included, to be ordered separately. For electronic models, the meter is not included, to order separately. For the filter valves, the DLFC is not included, to order separately.
- For NXT multi valve systems, please order (quantity = n-1 valves) the cable kit NXT (ref.FVABU41692) separately;
- OPTIONS:
  - NBP piston
  - Filter;
  - Electronic NXT
  - Mechanical controllers for simplex and duplex
  - Hot water - mechanical only 65° C volumetric or 82° C chronometric.

Ref	Description	Fam.	Subfam.		
FV315MC-600	FLECK VALV. 3150 FILTER 12 DAYS	23	545		
FV315MC-601	FLECK VALV. 3150 FILTER 12 DAYS NBP	23	545		
FV315NC-600	FLECK VALV. 3150 FILTER NXT	23	545		
FV315NC-601	FLECK VALV. 3150 FILTER NXT NBP	23	545		
FV315NC-602	FLECK VALV. 3150 FILTER NXT NBP HW	23	545		
FV315NC-603	FLECK VALV. 3150/1800 NXT 4-20-5	23	545		
FV315NC-604	FLECK VALV. 3150/1800 NXT 4-20-5 NBP	23	545		
FV315NC-605	FLECK VALV. 3150/1800 NXT 5-25-5	23	545		
FV315NC-606	FLECK VALV. 3150/1800 NXT 5-25-5 NBP	23	545		
FV315NC-607	FLECK VALV. 3150/1800 NXT 6-35-5	23	545		

Characteristics	
Tank size (recommended):	Softening System = 24" ÷ 42" (Side mount filter 63") Filter = 24" ÷ 42"
In/Out Connections	Threaded 2" BSP
Pressure vessel connection	Threaded 4" - 8 UN male
Drain line connection	Threaded 2" NPT or BSP
Brine line connection (1800)	Threaded 1" NPT
Distributor tube O. D. diameter	63 mm
Operating pressure	1,8 ÷ 8,5 bar
Water Temperature	1 ÷ 40 °C
Protection class	IP22
Height (from top of tank)	254 mm

Box: WxLxH	Box: Q.ty	Box: Weight	Pallet: WxLxH	Pallet: Q.ty	Pallet: Weight

Certificates	Manufacturer	Sectors
DM174-2004 CE, EAC	Pentair	Industrial



## Fleck Industrial Valves Series 3150

Ref	Description	Fam.	Subfam.		
FV315NC-608	FLECK VALV. 3150/1800 NXT 6-35-5 NBP	23	545		
FV315NC-609	FLECK VALV. 3150/1800 NXT 7-50-10	23	545		
FV315NC-610	FLECK VALV. 3150/1800 NXT 7-50-10 NBP	23	545		
FV315NC-611	FLECK VALV. 3150/1800 NXT 8-70-10	23	545		
FV315NC-612	FLECK VALV. 3150/1800 NXT 8-70-10 NBP	23	545		
FV315NC-613	FLECK VALV. 3150/1800 NXT 9-80-10	23	545		
FV315NC-614	FLECK VALV. 3150/1800 NXT 9-80-10 NBP	23	545		
FV315NC-615	FLECK VALV. 3150/1800 NXT 10-100-10	23	545		
FV315NC-616	FLECK VALV. 3150/1800 NXT 10-100-10 NBP	23	545		
FV315XC-600	FLECK VALV. 3150/1800 NOTIMER MSWIRED 4-20-5	23	545		
FV315XC-601	FLECK VALV. 3150/1800 NOTIMER NOPLUG7-50-10 HW	23	545		
FV315XC-602	FLECK VALV. 3150/1800 NOTIMER MSWIRED 4-20-5 NBP	23	545		

Box: WxLxH	Box: Q.ty	Box: Weight	Pallet: WxLxH	Pallet: Q.ty	Pallet: Weight

Certificates	Manufacturer	Sectors
DM174-2004 CE, EAC	Pentair	Industrial

### Accessories

Ref	Description	Fam.	Subfam.		
FVA18023	TANK DAPT ASSY 3150 SM	23	590		
FVA18024	TANK ADAPT ASSY 3150 TM	23	590		
FVA25580-100	DLFC 2" BSP- 2" BSP ASSY 100 GPM 3150/3900	23	590		
FVA25580-20	DLFC 2" BSP- 2" BSP ASSY 20 GPM 3150/3900	23	590		
FVA25580-25	DLFC 2" BSP- 2" BSP ASSY 25 GPM 3150/3900	23	590		
FVA25580-30	DLFC 2" BSP- 2" BSP ASSY 30 GPM 3150/3900	23	590		
FVA25580-35	DLFC 2" BSP- 2" BSP ASSY 35 GPM 3150/3900	23	590		
FVA25580-40	DLFC 2" BSP- 2" BSP ASSY 40 GPM 3150/3900	23	590		
FVA25580-45	DLFC 2" BSP- 2" BSP ASSY 45 GPM 3150/3900	23	590		
FVA25580-50	DLFC 2" BSP- 2" BSP ASSY 50 GPM 3150/3900	23	590		
FVA25580-55	DLFC 2" BSP- 2" BSP ASSY 55 GPM 3150/3900	23	590		
FVA25580-60	DLFC 2" BSP- 2" BSP ASSY 60 GPM 3150/3900	23	590		
FVA25580-65	DLFC 2" BSP- 2" BSP ASSY 65 GPM 3150/3900	23	590		
FVA25580-70	DLFC 2" BSP- 2" BSP ASSY 70 GPM 3150/3900	23	590		
FVA25580-75	DLFC 2" BSP- 2" BSP ASSY 75 GPM 3150/3900	23	590		
FVA25580-80	DLFC 2" BSP- 2" BSP ASSY 80 GPM 3150/3900	23	590		
FVA25580-85	DLFC 2" BSP- 2" BSP ASSY 85 GPM 3150/3900	23	590		
FVA25580-90	DLFC 2" BSP- 2" BSP ASSY 90 GPM 3150/3900	23	590		
FVA25580-95	DLFC 2" BSP- 2" BSP ASSY 95 GPM 3150/3900	23	590		
FVA25580-ALL	DLFC KIT 2" 3150/3900 30 TO 100 GPM 3150/3900	23	590		
FVA29098	KIT METER SS ASSY 2" NT/NXT	23	590		
FVA28295	KIT METER ELECTRONIC 2" PLASTIC 2910/3150	23	590		
FVA61763	KIT COMMUNICATION CABLE NXT/NXT2	23	590		



## Fleck Industrial Valves Series 3900

- Made in European Union (Italy)
- The 3900 is a fully adjustable 3- or 5-cycle control valve for an efficient and reliable water treatment, suitable for industrial and multivalve systems, for filtration and softening applications.
- Valve body in brass.
- It is a valve characterized by considerable strength, with a cover non-corrosive, water and UV resistant.
- Down/Up Flow regeneration, according to the models.
- Operating Flow Rate = 57 m³/h (250 gpm)
- Backwash Flow Rate = 24 m³/h (105 gpm)
- Regeneration: Chronometric: 7 or 12 days - Electronics
- Complete with European Transformer 230-24 V / 50/60 Hz 60 VA
- NOTE: Upper screen is not included, to be ordered separately.
- Adapter for top or side mount is not included, to be ordered separately. For the filter valves, the DLFC is not included, to order separately.
- For NXT multi valve systems, please order (quantity = n-1 valves) the cable kit NXT (ref.FVA61763) separately;
- OPTIONS: NBP piston - Filter - NXT electronics
- Mechanical controllers for simplex and duplex
- Hot water - mechanical only 65° C volumetric or 82° C chronometric.

Ref	Description	Fam.	Subfam.		
FV390NC-600	FLECK VALV. 3900 FILTER NXT	23	550		
FV390NC-601	FLECK VALV. 3900 FILTER NXT NBP	23	550		
FV390MC-600	FLECK VALV. 3900/1800 12 DAYS NBP 6-35-5	23	550		
FV390MC-601	FLECK VALV. 3900/1800 12 DAYS NBP 7-50-10	23	550		
FV390MC-602	FLECK VALV. 3900/1800 12 DAYS 10-100-10	23	550		
FV390MC-603	FLECK VALV. 3900/1800 12 DAYS UF NBP 7-50-10	23	550		
FV390NC-602	FLECK VALV. 3900/1800 NXT 6-35-5	23	550		
FV390NC-603	FLECK VALV. 3900/1800 NXT 7-50-10	23	550		
FV390NC-604	FLECK VALV. 3900/1800 NXT 8-70-10	23	550		
FV390NC-605	FLECK VALV. 3900/1800 NXT NBP 5-25-5	23	550		
FV390NC-606	FLECK VALV. 3900/1800 NXT NBP 6-35-5	23	550		
FV390NC-607	FLECK VALV. 3900/1800 NXT NBP 7-50-10	23	550		

Characteristics	
Tank size (recommended):	Softening System = 30" ÷ 42" (30" ÷ 63" side mount) Filter = 24" ÷ 42"
In/Out Connections	Threaded 3" BSP
Pressure vessel connection	Threaded 6" or Side mount
Drain line connection	Threaded 2" NPT or BSP
Brine line connection (1800)	Threaded 1" NPT
Distributor tube O. D. diameter	90 mm
Operating pressure	1,8 ÷ 8,5 bar
Water Temperature	1 ÷ 40 °C
Protection class	IP22
Height (from top of tank)	381 mm

Box: WxLxH	Box: Q.ty	Box: Weight	Pallet: WxLxH	Pallet: Q.ty	Pallet: Weight

Certificates	Manufacturer	Sectors
DM174-2004 CE, EAC	Pentair	Industrial



Ref	Description	Fam.	Subfam.		
FV390NC-608	FLECK VALV. 3900/1800 NXT NBP 8-70-10	23	550		
FV390NC-609	FLECK VALV. 3900/1800 NXT NBP 9-80-10	23	550		
FV390NC-610	FLECK VALV. 3900/1800 NXT NBP 10-100-10	23	550		
FV390XC-600	FLECK VALV. 3900/1800 NOTIMER NBP 5-25-5	23	550		
FV390XC-601	FLECK VALV. 3900/1800 NOTIMER NOPLUG NBP 6-35-5	23	550		
FV390XC-602	FLECK VALV. 3900/1800 NOTIMER NBP 7-50-10	23	550		
FV390XC-603	FLECK VALV. 3900/1800 NOTIMER NOPLUG NBP 7-50-10	23	550		
FV390XC-604	FLECK VALV. 3900/1800 NOTIMER NOPLUG NBP 7-60-10	23	550		
FV390XC-605	FLECK VALV. 3900/1800 NOTIMER NOPLUG NBP 8-70-10	23	550		
FV390XC-606	FLECK VALV. 3900/1800 NOTIMER NBP 10-100-10	23	550		

Box: WxLxH	Box: Q.ty	Box: Weight	Pallet: WxLxH	Pallet: Q.ty	Pallet: Weight

Certificates	Manufacturer	Sectors
DM174-2004 CE, EAC	Pentair	Industrial

## Accessories

Ref	Description	Fam.	Subfam.		
FVA16258	FLOW DISPERSER 3" 3900	23	590		
FVA18925	TANK ADAPT ASSY 3900 TM FLANGED 6"	23	590		
FVA18926	TANK ADAPT ASSY 3900 SM	23	590		
FVA25580-100	DLFC 2" BSP- 2" BSP ASSY 100 GPM 3150/3900	23	590		
FVA25580-20	DLFC 2" BSP- 2" BSP ASSY 20 GPM 3150/3900	23	590		
FVA25580-25	DLFC 2" BSP- 2" BSP ASSY 25 GPM 3150/3900	23	590		
FVA25580-30	DLFC 2" BSP- 2" BSP ASSY 30 GPM 3150/3900	23	590		
FVA25580-35	DLFC 2" BSP- 2" BSP ASSY 35 GPM 3150/3900	23	590		
FVA25580-40	DLFC 2" BSP- 2" BSP ASSY 40 GPM 3150/3900	23	590		
FVA25580-45	DLFC 2" BSP- 2" BSP ASSY 45 GPM 3150/3900	23	590		
FVA25580-50	DLFC 2" BSP- 2" BSP ASSY 50 GPM 3150/3900	23	590		
FVA25580-55	DLFC 2" BSP- 2" BSP ASSY 55 GPM 3150/3900	23	590		
FVA25580-60	DLFC 2" BSP- 2" BSP ASSY 60 GPM 3150/3900	23	590		
FVA25580-65	DLFC 2" BSP- 2" BSP ASSY 65 GPM 3150/3900	23	590		
FVA25580-70	DLFC 2" BSP- 2" BSP ASSY 70 GPM 3150/3900	23	590		
FVA25580-75	DLFC 2" BSP- 2" BSP ASSY 75 GPM 3150/3900	23	590		
FVA25580-80	DLFC 2" BSP- 2" BSP ASSY 80 GPM 3150/3900	23	590		
FVA25580-85	DLFC 2" BSP- 2" BSP ASSY 85 GPM 3150/3900	23	590		
FVA25580-90	DLFC 2" BSP- 2" BSP ASSY 90 GPM 3150/3900	23	590		
FVA25580-95	DLFC 2" BSP- 2" BSP ASSY 95 GPM 3150/3900	23	590		
FVA25580-ALL	DLFC KIT 2" 3150/3900 30 TO 100 GPM 3150/3900	23	590		
FVA29082	KIT METER ASSY 3" SS NXT 3900	23	590		
FVA61763	KIT COMMUNICATION CABLE NXT/NXT2	23	590		



## CLACK VALVE WS1TC

### CONTROL VALVE



- Top mount control valve suited for automatic residential water softening or filtration system
- Single valve, available also for twin alternating, twin parallel and multitank systems
- Transformer, Drain Line Flow Control (DLFC) washer, Top Distributor and accessories not included, to order separately
- More informative 4 digit LCD Display with Status Indicators
- Solid state microprocessor with easy access front panel settings
- Backwash and brining ability to 21" diameter tanks
- Front panel display for time of day, days until next regeneration
- Days between regeneration feature: 1-99 days standard; 7-day optional
- Double backwash feature offers optimum regeneration, cleaning ability and efficiency
- 10 selectable pre-programmed regeneration cycles
- Coin Cell Lithium battery back-up with a 8 hour carry over
- Auto detection of 50/60 Hz line frequency, with automatic 12/24 hour time keeping formats
- Level VI 15-volt output DC power supply provides safe and easy installation
- Post treated water regenerant refill
- Reliable and proven DC drive
- Certified to NSF/ANSI 44, 61 and 372

Ref	Description	Fam.	Subfam.		
V1TCDTD-03	WS1TC VALVE DN T I-D	15	720		
V1TCDTD-M03	WS1TC VALVE DN T I-D W/MIXING VALVE	15	720		
V1TCDTE-03	WS1TC VALVE DN T I-E	15	720		
V1TCDTE-M03	WS1TC VALVE DN T I-E W/MIXING VALVE	15	720		
V1TCDTF-03	WS1TC VALVE DN T I-F	15	720		
V1TCDTF-M03	WS1TC VALVE DN T I-F W/MIXING VALVE	15	720		
V1TCBTZ-03	WS1TC VALVE BW T I-Z	15	720		

Ref	Softening System/Filter	Injector Tank Size	Downflow/Upflow	Meter	Mixing Valve
V1TCDTD-03	Softening System	9"	Downflow	Not included	Not included
V1TCDTD-M03	Softening System	9"	Downflow	Not included	included
V1TCDTE-03	Softening System	10"	Downflow	Not included	Not included
V1TCDTE-M03	Softening System	10"	Downflow	Not included	included
V1TCDTF-03	Softening System	12"	Downflow	Not included	Not included
V1TCDTF-M03	Softening System	12"	Downflow	Not included	included
V1TCBTZ-03	Filter	N/A	Backwash	Not included	Not included

- **NOTE:**Controls listed are priced without a power cord or transformer. For AC Adapter (Transformer) selection see "ACCESSORIES" section (V3186-XX). Drain Line Flow Controls (DLFC) washer is not included. Please order separately: reference order number V3162-007 through V3162-100. 1,05" Top Distributor is not included. Please order separately: reference order number AV071.

Box: WxLxH	Box: Q.ty	Box: Weight	Pallet: WxLxH	Pallet: Q.ty	Pallet: Weight
	4			160	

Certificates	Manufacturer	Sectors
DM174-2004, ACS, CE	Clack	Domestic





SPECIFIC		FLOW RATES	
Inlet/Outlet Fittings (to order separately)	¾" to 1,25" male BST	Service $\Delta p$ 1 bar/15 psi drop (includes bypass)	6,12 m³/h
Cycles	Up to 6	Backwash $\Delta p$ 1,7 bar/25 psi drop (includes bypass)	6,12 m³/h
Valve Material	Noryl or equivalent	Cv Service	7,0
Regeneration	Downflow or Upflow	Cv Backwash	5,4

OPERATING PRESSURES		OPERATING TEMPERATURES	
Minimum/Maximum	1,4 ÷ 8,6 bar	Minimum/Maximum	4° ÷ 43° C

Distributor Pilot	1,05"
Drain Line	¾" or 1" NPT
Brine Line	¾" or ½" OD Poly Tube
Mounting Base	2 ½" - 8 NPSM
Distributor tube length above pressure vessel	+/- 13 mm
Weight	2 kg

ELECTRICAL SPECIFICATIONS		TANK APPLICATIONS	
Supply Voltage	200V AC to 240V AC	Water Softener	6" ÷ 21" diameter
Supply Frequency	50/60 Hz	Water Filter	6" ÷ 21" diameter
Output Voltage	15VDC		
Output Current	500 mA		

CYCLES OF OPERATION (Softener Downflow)	
Backwash 1st (upflow)	3 ÷ 12 minutes
Regenerate Draw/Slow Rinse (downflow)	50 ÷ 70 minutes
Backwash 2nd (upflow)	3 ÷ 12 minutes
Fast Rinse (downflow)	3 ÷ 8 minutes
Regenerant Refill (in service with treated water)	As Programmed
Service (downflow)	

Options: Backwash Filter, Bypass, Weather Cover

Compatible with the following typical concentration of regenerants or chemicals: Sodium chloride, potassium chloride, potassium permanganate, sodium bisulfite, chlorine and chloramines



## CLACK VALVE WS1EI

### CONTROL VALVE



- Top mount control valve suited for automatic residential water softening or filtration system.
- Single valve, available also for twin alternating, twin parallel and multitank systems.
- Transformer, Drain Line Flow Control (DLFC) washer, Top Distributor and accessories not included, to order separately.
- Solid state microprocessor with easy access front panel setting.
- Front panel display for time of day, days until next regeneration, volume remaining, current flow rate and total volume used (Totalizer).
- Four methods to initiate regeneration; meter immediate, meter delayed, time clock delayed or pressure differential.
- Optional double backwash feature offers optimum regeneration, cleaning ability and efficiency.
- Fully adjustable cycle times with 6-cycle control delivers controlled backwash, downflow brining/slow rinse, second backwash, fast rinse, refill and downflow service.
- Coin Cell Lithium battery back-up with an 8 hour carry over.
- Level VI 15-volt output DC power supply provides safe and easy installation.
- Control valve design provides optimum service and backwash rates.
- Post treated water regenerant refill.
- Reliable and proven DC drive.
- Certified to NSF/ANSI 44, 61 and 372.

Ref	Description	Fam.	Subfam.		
V1EIDMC-03	WS1EI VALVE DN M I-C	15	710		
V1EIDMC-M03	WS1EI VALVE DN M I-C W/MIXING VALVE	15	710		
V1EIDMD-03	WS1EI VALVE DN M I-D	15	710		
V1EIDMD-M03	WS1EI VALVE DN M I-D W/MIXING VALVE	15	710		
V1EIDME-03	WS1EI VALVE DN M I-E	15	710		
V1EIDME-M03	WS1EI VALVE DN M I-E W/MIXING VALVE	15	710		
V1EIDMF-03	WS1EI VALVE DN M I-F	15	710		
V1EIDMF-M03	WS1EI VALVE DN M I-F W/MIXING VALVE	15	710		
V1EIUMA-03	WS1EI VALVE UP M I-A	15	710		
V1EIUMA-M03	WS1EI VALVE UP M I-A W/MIXING VALVE	15	710		
V1EIUMB-03	WS1EI VALVE UP M I-B	15	710		
V1EIUMB-M03	WS1EI VALVE UP M I-B W/MIXING VALVE	15	710		
V1EIUMC-03	WS1EI VALVE UP M I-C	15	710		
V1EIUMC-M03	WS1EI VALVE UP M I-C W/MIXING VALVE	15	710		
V1EIDTE-03	WS1EI VALVE DN T I-E	15	710		
V1EIDTE-M03	WS1EI VALVE DN T I-E W/MIXING VALVE	15	710		
V1EIBMZ-03	WS1EI VALVE BW M I-Z	15	710		
V1EIBTZ-03	WS1EI VALVE BW T I-Z	15	710		



## CLACK VALVE WS1EI

Ref	Softening System/Filter	Injector Tank Size	Downflow/Upflow	Meter	Mixing Valve
V1EIDMC-03	Softening System	8"	Downflow	included	Not included
V1EIDMC-M03	Softening System	8"	Downflow	included	included
V1EIDMD-03	Softening System	9"	Downflow	included	Not included
V1EIDMD-M03	Softening System	9"	Downflow	included	included
V1EIDME-03	Softening System	10"	Downflow	included	Not included
V1EIDME-M03	Softening System	10"	Downflow	included	included
V1EIDMF-03	Softening System	12"	Downflow	included	Not included
V1EIDMF-M03	Softening System	12"	Downflow	included	included
V1EIUMA-03	Softening System	8"	Upflow	included	Not included
V1EIUMA-M03	Softening System	8"	Upflow	included	included
V1EIUMB-03	Softening System	9"	Upflow	included	Not included
V1EIUMB-M03	Softening System	9"	Upflow	included	included
V1EIUMC-03	Softening System	10"	Upflow	included	Not included
V1EIUMC-M03	Softening System	10"	Upflow	included	included
V1EIDTE-03	Softening System	10"	Downflow	Not included	Not included
V1EIDTE-M03	Softening System	10"	Downflow	Not included	included
V1EIBMZ-03	Filter	N/A	Backwash	included	Not included
V1EIBTZ-03	Filter	N/A	Backwash	Not included	Not included

- **NOTE:**Controls listed are priced without a power cord or transformer. For AC Adapter (Transformer) selection see "ACCESSORIES" section (V3186-XX). Drain Line Flow Controls (DLFC) washer is not included. Please order separately: reference order number V3162-007 through V3162-100. 1,05" Top Distributor is not included. Please order separately: reference order number AV071.

Box: WxLxH	Box: Q.ty	Box: Weight	Pallet: WxLxH	Pallet: Q.ty	Pallet: Weight
	4			160	

Certificates	Manufacturer	Sectors
DM174-2004, ACS, CE	Clack	Domestic



## CLACK VALVE WS1EI

SPECIFIC		FLOW RATES	
Inlet/Outlet Fittings (to order separately)	¾" to 1,25" male BST	Service $\Delta p$ 1 bar/15 psi drop (includes bypass and meter)	6,12 m³/h
Cycles	Up to 6	Backwash $\Delta p$ 1,7 bar/25 psidrop (includes bypass)	6,12 m³/h
Valve Material	Noryl or equivalent	CV Service	7,0
Regeneration	Downflow or Upflow	CV Backwash	5,4

OPERATING PRESSURES		OPERATING TEMPERATURES	
Minimum/Maximum	1,4 ÷ 8,6 bar	Minimum/Maximum	4° ÷ 43° C

METER			
Accuracy	± 5%	Distributor Pilot	1,05" OD Pipe
Flow Rate Range	0,95 ÷ 102 lpm	Drain Line	¾" or 1" NPT
Volume Range	0,02 ÷ 5.700 m³	Brine Line	3/8" or ½" OD Poly Tube
Totalizer	0,001 - 9.99.999 m³	Mounting Base	2 ½" - 8 NPSM
		Distributor tube length above pressure vessel	+/- 13 mm
		Weight	2 kg

ELECTRICAL SPECIFICATIONS		TANK APPLICATIONS	
Supply Voltage	200V AC to 240V AC	Water Softener	6" ÷ 21" diameter
Supply Frequency	50/60 Hz	Water Filter	6" ÷ 21" diameter
Output Voltage	15VDC		
Output Current	500 mA		

CYCLES OF OPERATION	
Backwash 1st (upflow)	1 ÷ 95 minutes - Backwash 1-9
Regenerate Draw/Slow Rinse (downflow)	1 ÷ 180 minutes
Backwash 2nd (upflow)	1 ÷ 95 minutes - Rinse 1-9
Fast Rinse (downflow)	1 ÷ 95 minutes
Regenerant Refill (in service with treated water)	0,1 ÷ 99 minutes
Service (downflow)	

Options: Backwash Filter, Weather Cover

Compatible with the following typical concentrations of regenerants or chemicals: Sodium chloride, potassium chloride, potassium permanganate, sodium bisulfite, chlorine and chloramines.



## CLACK VALVE TT1EI

### TWIN ALTERNATING CONTROL VALVE

- Transformer, Drain Line Flow Control (DLFC) washer, Top Distributor and accessories not included, to order separately;
- Solid state microprocessor with easy access front panel setting
- Front panel display for time of day, days until next regeneration, volume remaining, current flow rate and total volume used (Totalizer) and Tank in Service Indication;
- Four methods to initiate regeneration; meter immediate, meter delayed, time clock delayed or pressure differential
- Optional double backwash feature offers optimum regeneration, cleaning ability and efficiency
- Fully adjustable cycle times with 6-cycle control delivers controlled backwash, downflow brining/slow rinse, second backwash, fast rinse, refill and downflow service
- Coin Cell Lithium battery back-up with an 8 hour carry over
- Level VI 15-volt output DC power supply provides safe and easy installation
- Control valve design provides optimum service and backwash rates
- Post treated water regenerant refill
- Reliable and proven DC drive
- Certified to NSF/ANSI 44, 61 and 372.
- If you need a different Injector Tank Size, please order separately the relevant Injector and the ref. V4052-01 (Interconnect Kit).

Ref	Description	Fam.	Subfam.		
VTT1EIDME-03	TT1EI VALVE DN M I-E	15	710		

Ref	Softening System/Filter	Ø Injector Tank Size	Downflow/Upflow	Meter	Mixing Valve
VTT1EIDME-03	Softening System	10"	Downflow	included	Not included

**NOTE:** Controls listed are priced without a power cord or transformer. For AC Adapter (Transformer) selection see "ACCESSORIES" section (V3186-XX). Drain Line Flow Controls (DLFC) washer is not included. Please order separately: reference order number V3162-007 through V3162-100. 1.05" Top Distributors are not included. Please order separately: reference order number AV071.

Box: WxLxH	Box: Q.ty	Box: Weight	Pallet: WxLxH	Pallet: Q.ty	Pallet: Weight
	1				

Certificates	Manufacturer	Sectors
DM174-2004, ACS, CE	Clack	Domestic



## CLACK VALVE WS1CI

### CONTROL VALVE



- Top mount control valve suited for automatic residential water softening or filtration system
- Single valve, available also for twin alternating, twin parallel and multitank systems
- Transformer, Drain Line Flow Control (DLFC) washer, Top Distributor and accessories not included, to order separately
- Solid state microprocessor with easy access front panel settings
- Four methods to initiate regeneration; meter immediate, meter delayed, time clock delayed or pressure differential
- Program in ppm, French degrees, German degrees, or cubic meters
- Fully programmable regeneration cycle sequence (maximum 9)
- Programmable regeneration cycle times
- Days override feature; 1 - 28 days available
- Stores system configuration and operation data in nonvolatile memor
- Coin Cell Lithium battery back-up with a 24 hour carry over
- Level VI 15-volt output DC power supply provides safe and easy installation
- Control valve design provides optimum service and backwash rates
- Pre or Post treated water regenerant refill
- Mixing valve option available
- Low salt alarm
- 24-hour clock
- Reliable and proven DC drive
- Certified to NSF/ANSI 44, 61 and 372

Ref	Description	Fam.	Subfam.		
V1CIDMC-03	WS1CI VALVE DN M I-C	15	700		
V1CIDMC-M03	WS1CI VALVE DN M I-C W/MIXING VALVE	15	700		
V1CIDMD-03	WS1CI VALVE DN M I-D	15	700		
V1CIDMD-M03	WS1CI VALVE DN M I-D W/MIXING VALVE	15	700		
V1CIDME-03	WS1CI VALVE DN M I-E	15	700		
V1CIDME-M03	WS1CI VALVE DN M I-E W/MIXING VALVE	15	700		
V1CIDMF-03	WS1CI VALVE DN M I-F	15	700		
V1CIDMF-M03	WS1CI VALVE DN M I-F W/MIXING VALVE	15	700		
V1CIUMA-03	WS1CI VALVE UP M I-A	15	700		
V1CIUMA-M03	WS1CI VALVE UP M I-A W/MIXING VALVE	15	700		
V1CIUMB-03	WS1CI VALVE UP M I-B	15	700		
V1CIUMB-M03	WS1CI VALVE UP M I-B W/MIXING VALVE	15	700		
V1CIUMC-03	WS1CI VALVE UP M I-C	15	700		
V1CIUMC-M03	WS1CI VALVE UP M I-C W/MIXING VALVE	15	700		
V1CIDTE-03	WS1CI VALVE DN T I-E	15	700		
V1CIDTE-M03	WS1CI VALVE DN T I-E W/MIXING VALVE	15	700		
V1CIBMZ-03	WS1CI VALVE BW M I-Z	15	700		
V1CIBTZ-03	WS1CI VALVE BW T I-Z	15	700		



## CLACK VALVE WS1CI

Ref	Softening System/Filter	Injector Tank Size	Downflow/Upflow	Meter	Mixing Valve
V1CIDMC-03	Softening System	8"	Downflow	included	Not included
V1CIDMC-M03	Softening System	8"	Downflow	included	included
V1CIDMD-03	Softening System	9"	Downflow	included	Not included
V1CIDMD-M03	Softening System	9"	Downflow	included	included
V1CIDME-03	Softening System	10"	Downflow	included	Not included
V1CIDME-M03	Softening System	10"	Downflow	included	included
V1CIDMF-03	Softening System	12"	Downflow	included	Not included
V1CIDMF-M03	Softening System	12"	Downflow	included	included
V1CIUMA-03	Softening System	8"	Upflow	included	Not included
V1CIUMA-M03	Softening System	8"	Upflow	included	included
V1CIUMB-03	Softening System	9"	Upflow	included	Not included
V1CIUMB-M03	Softening System	9"	Upflow	included	included
V1CIUMC-03	Softening System	10"	Upflow	included	Not included
V1CIUMC-M03	Softening System	10"	Upflow	included	included
V1CIDTE-03	Softening System	10"	Downflow	Not included	Not included
V1CIDTE-M03	Softening System	10"	Downflow	Not included	included
V1CIBMZ-03	Filter	N/A	Backwash	included	Not included
V1CIBTZ-03	Filter	N/A	Backwash	Not included	Not included

- **NOTE:**Controls listed are priced without a power cord or transformer. For AC Adapter (Transformer) selection see "ACCESSORIES" section (V3186-XX). Drain Line Flow Controls (DLFC) washer is not included. Please order separately: reference order number V3162-007 through V3162-100. 1,05" Top Distributor is not included. Please order separately: reference order number AV071.

Box: WxLxH	Box: Q.ty	Box: Weight	Pallet: WxLxH	Pallet: Q.ty	Pallet: Weight
	4			160	

Certificates	Manufacturer	Sectors
DM174-2004, ACS, CE	Clack	Domestic



## CLACK VALVE WS1CI

SPECIFIC		FLOW RATES	
Inlet/Outlet Fittings (to order separately)	¾" to 1,25" male BST	Service Δp 15 psi/1 bar drop (includes bypass and meter)	6,12 m³/h
Cycles	Up to 9	Backwash Δp 25 psi/1.7 bar drop (includes bypass)	6,12 m³/h
Valve Material	Noryl or equivalent	Cv Service	7,0
Regeneration	Downflow or Upflow	Cv Backwash	5,4

OPERATING PRESSURES		OPERATING TEMPERATURES	
Minimum/Maximum	1,4 ÷ 8,6 bar	Minimum/Maximum	4° ÷ 43° C

METER			
Accuracy	± 5%	Distributor Pilot	1,05"
Flow Rate Range	0,95 ÷ 102 lpm	Drain Line	¾" or 1" NPT
Volume Range	0,02 ÷ 5.700 m3	Brine Line	3/8" or ½" OD Poly Tube
Totalizer	1 - 99.999 m3	Mounting Base	2 ½" - 8 NPSM
		Distributor tube length above pressure vessel	+/- 13 mm
		Weight	2 kg

ELECTRICAL SPECIFICATIONS		TANK APPLICATIONS	
Supply Voltage	da 200V AC a 240V AC	Water Softener	6" ÷ 21" diameter
Supply Frequency	50/60 Hz	Water Filter	6" ÷ 21" diameter
Output Voltage	15VDC		
Output Current	500 mA		

CYCLES OF OPERATION Choose up to nine regeneration cycles, in any order, with a wide range of available values	
Backwash	1 ÷ 120 minutes
Rinse	1 ÷ 120 minutes
Pause (service)	1 ÷ 480 minutes
Brine (co-current)	1 ÷ 180 minutes
Brine (counter-current)	1 ÷ 180 minutes
Refill (softener)	0,05 ÷ 90,00 kg
Refill (filter)	0,2 ÷ 76,0 liters

Options: Backwash Filter, Bypass, Weather Cover

Compatible with the following typical concentrations of regenerants or chemicals: Sodium chloride, potassium chloride, potassium permanganate, sodium bisulfite, chlorine and chloramines





## CLACK VALVE TT1CI

### CONTROL VALVE

- Transformer, Drain Line Flow Control (DLFC) washer, Top Distributor and accessories not included, to order separately;
- Solid state microprocessor with easy access front panel settings
- Four methods to initiate regeneration; meter immediate, meter delayed, time clock delayed or pressure differential
- Program in ppm, French degrees, German degrees, or cubic meters
- Fully programmable regeneration cycle sequence (maximum 9)
- Programmable regeneration cycle times
- Days override feature; 1 - 28 days available
- Stores system configuration and operation data in nonvolatile memory
- Coin Cell Lithium battery back-up with a 24 hour carry over
- Level VI 15-volt output DC power supply provides safe and easy installation
- Control valve design provides optimum service and backwash rates
- Pre or Post treated water regenerant refill
- Mixing valve option available
- Low salt alarm
- 24-hour clock
- Reliable and proven DC drive
- Certified to NSF/ANSI 44, 61 and 372

If you need a different Injector Tank Size, please order separately the relevant Injector and the ref. V4052-01 (Interconnect Kit)

Ref	Description	Fam.	Subfam.		
VTT1CIDME-03	TT1CI VALVE DN M I-E	15	700		

Ref	Softening System/Filter	Ø Injector Tank Size	Downflow/Upflow	Meter	Mixing Valve
VTT1CIDME-03	Softening System	10"	Downflow	included	Not included

**NOTE:** Controls listed are priced without a power cord or transformer. For AC Adapter (Transformer) selection see "ACCESSORIES" section (V3186-XX). Drain Line Flow Controls (DLFC) washer is not included. Please order separately: reference order number V3162-007 through V3162-100. 1.05" Top Distributors are not included. Please order separately: reference order number AV071.

Box: WxLxH	Box: Q.ty	Box: Weight	Pallet: WxLxH	Pallet: Q.ty	Pallet: Weight
	1				

Certificates	Manufacturer	Sectors
DM174-2004, ACS, CE	Clack	Domestic



## CLACK VALVE WS125TC

### CONTROL VALVE



- Top mount control valve suited for automatic residential water softening or filtration system
- Single valve, available also for twin alternating, twin parallel and multitank systems
- Transformer, Drain Line Flow Control (DLFC) washer, Top Distributor and accessories not included, to order separately
- More informative 4 digit LCD Display with Status Indicators
- Solid state microprocessor with easy access front panel setting
- Front panel display for time of day, days until next regeneration
- Days between regeneration feature: 1-99 days standard; 7-day optional
- Double backwash feature offers optimum regeneration, cleaning ability and efficiency
- 10 selectable pre-programmed regeneration cycles
- Coin Cell Lithium battery back-up with a 8 hour carry over
- Auto detection of 50/60 Hz line frequency, with automatic 12/24 hour time keeping formats
- Level VI 15-volt output DC power supply provides safe and easy installation
- Post treated water regenerant refill
- Reliable and proven DC drive
- Certified to NSF/ANSI 44, 61 and 372

Ref	Description	Fam.	Subfam.		
V125CDTE-08	WS125TC VALVE DN T I-E	15	750		
V125CDTE-M08	WS125TC VALVE DN T I-E W/MIXING VALVE	15	750		
V125CDTF-08	WS125TC VALVE DN T I-F	15	750		
V125CDTF-M08	WS125TC VALVE DN T I-F W/MIXING VALVE	15	750		
V125CDTG-08	WS125TC VALVE DN T I-G	15	750		
V125CDTG-M08	WS125TC VALVE DN T I-G W/MIXING VALVE	15	750		
V125CBTZ-08	WS125TC VALVE BW T I-Z	15	750		

Ref	Softening System/Filter	Ø Injector Tank Size	Downflow/Upflow	Meter	Mixing Valve
V125CDTE-08	Softening System	10"	Downflow	Not included	Not included
V125CDTE-M08	Softening System	10"	Downflow	Not included	included
V125CDTF-08	Softening System	12"	Downflow	Not included	Not included
V125CDTF-M08	Softening System	12"	Downflow	Not included	included
V125CDTG-08	Softening System	13"	Downflow	Not included	Not included
V125CDTG-M08	Softening System	13"	Downflow	Not included	included
V125CBTZ-08	Filter	N/A	Backwash	Not included	Not included

**NOTE:**Controls listed are priced without a power cord or transformer. For AC Adapter (Transformer) selection see "ACCESSORIES" section (V3186-XX).Drain Line Flow Controls (DLFC) washer is not included. Please order separately: reference order number V3162-007 through V3162-100.32 mm Top Distributor is not included. Please order separately: reference order number V-D1203-03.

Box: WxLxH	Box: Q.ty	Box: Weight	Pallet: WxLxH	Pallet: Q.ty	Pallet: Weight
	2			96	

Certificates	Manufacturer	Sectors
DM174-2004, ACS, CE	Clack	Domestic



## CLACK VALVE WS125TC

SPECIFIC		FLOW RATES	
Inlet/Outlet Fittings (to order separately)	1" to 1,5" male BSPT	Service $\Delta p$ 15 psi drop	34 gpm
Cycles	6	Backwash $\Delta p$ 25 psi drop	32 gpm
Valve Material	Noryl or equivalent	Cv Service	8,8
Regeneration	Downflow	Cv Backwash	6,4

OPERATING PRESSURES		TEMPERATURA DI ESERCIZIO	
Minimum/Maximum	20 psi - 125 psi	Minimum/Maximum	4° ÷ 43° C

Distributor Pilot	32 mm OD Pipe
Drain Line	¾" or 1" NPT
Brine Line	3/8" or ½" OD Poly Tube
Mounting Base	2½" 8 NPSM
Distributor tube length above pressure vessel	+6 / - 13 mm
Weight	2 kg

ELECTRICAL SPECIFICATIONS		TANK APPLICATIONS	
Supply Voltage	da 200V AC a 240V AC	Water Softener	6" ÷ 21" diameter
Supply Frequency	50/60 Hz	Water Filter	6" ÷ 24" diameter
Output Voltage	15VDC		
Output Current	500 mA		

CYCLES OF OPERATION (Softener Downflow)	
Backwash 1st(upflow)	3 ÷ 12 minutes
Regenerate Draw/Slow Rinse (downflow)	50 ÷ 70 minutes
Backwash 2nd (upflow)	3 ÷ 12 minutes
Fast Rinse (downflow)	3 ÷ 8 minutes
Regenerant Refill (in service with treated water)	As Programmed
Service (downflow)	

Options: Backwash Filter, Bypass, Weather Cover

Compatible with the following typical concentration of regenerants or chemicals: Sodium chloride, potassium chloride, potassium permanganate, sodium bisulfite, chlorine and chloramines



## CLACK VALVE WS125EI

### CONTROL VALVE



- Top mount control valve suited for automatic residential water softening or filtration system
- Single valve, available also for twin alternating, twin parallel and multitank systems
- Transformer, Drain Line Flow Control (DLFC) washer, Top Distributor and accessories not included, to order separately
- Solid state microprocessor with easy access front panel setting.
- Front panel display for time of day, days until next regeneration, volume remaining, current flow rate and total volume used (Totalizer)
- Four methods to initiate regeneration; meter immediate, meter delayed, time clock delayed or pressure differential
- Optional double backwash feature offers optimum regeneration, cleaning ability and efficiency
- Fully adjustable cycle times with 6-cycle control delivers controlled backwash, downflow brining/slow rinse, second backwash, fast rinse, refill and downflow service
- Coin Cell Lithium battery back-up with an 8 hour carry over
- Level VI 15-volt output DC power supply provides safe and easy installation
- Control valve design provides optimum service and backwash rates
- Post treated water regenerant refill
- Certified to NSF/ANSI 44, 61 and 372

Ref	Description	Fam.	Subfam.		
V125EIDME-08	WS125EI VALVE DN M I-E	15	740		
V125EIDME-M08	WS125EI VALVE DN M I-E W/MIXING VALVE	15	740		
V125EIDMF-08	WS125EI VALVE DN M I-F	15	740		
V125EIDMF-M08	WS125EI VALVE DN M I-F W/MIXING VALVE	15	740		
V125EIDMH-08	WS125EI VALVE DN M I-H	15	740		
V125EIDMH-M08	WS125EI VALVE DN M I-H W/MIXING VALVE	15	740		
V125EIDMI-08	WS125EI VALVE DN M I-I	15	740		
V125EIDMI-M08	WS125EI VALVE DN M I-I W/MIXING VALVE	15	740		
V125EIDMK-08	WS125EI VALVE DN M I-K	15	740		
V125EIDMK-M08	WS125EI VALVE DN M I-K W/MIXING VALVE	15	740		
V125EIUMD-08	WS125EI VALVE UP M I-D	15	740		
V125EIUMD-M08	WS125EI VALVE UP M I-D W/MIXING VALVE	15	740		
V125EIUMF-08	WS125EI VALVE UP M I-F	15	740		
V125EIUMF-M08	WS125EI VALVE UP M I-F W/MIXING VALVE	15	740		
V125EIDTF-08	WS125EI VALVE DN T I-F	15	740		
V125EIDTF-M08	WS125EI VALVE DN T I-F W/MIXING VALVE	15	740		
V125EIBMZ-08	WS125EI VALVE BW M I-Z	15	740		
V125EIBTZ-08	WS125EI VALVE BW T I-Z	15	740		



## CLACK VALVE WS125EI

Ref	Softening System/Filter	Ø Injector Tank Size	Downflow/Upflow	Meter	Mixing Valve
V125EIDME-08	Softening System	10"	Downflow	included	Not included
V125EIDME-M08	Softening System	10"	Downflow	included	included
V125EIDMF-08	Softening System	12"	Downflow	included	Not included
V125EIDMF-M08	Softening System	12"	Downflow	included	included
V125EIDMH-08	Softening System	14"	Downflow	included	Not included
V125EIDMH-M08	Softening System	14"	Downflow	included	included
V125EIDMI-08	Softening System	16"	Downflow	included	Not included
V125EIDMI-M08	Softening System	16"	Downflow	included	included
V125EIDMK-08	Softening System	21"	Downflow	included	Not included
V125EIDMK-M08	Softening System	21"	Downflow	included	included
V125EIUMD-08	Softening System	12"	Upflow	included	Not included
V125EIUMD-M08	Softening System	12"	Upflow	included	included
V125EIUMF-08	Softening System	14"	Upflow	included	Not included
V125EIUMF-M08	Softening System	14"	Upflow	included	included
V125EIDTF-08	Softening System	12"	Downflow	Not included	Not included
V125EIDTF-M08	Softening System	12"	Downflow	Not included	included
V125EIBMZ-08	Filter	N/A	Backwash	included	Not included
V125EIBTZ-08	Filter	N/A	Backwash	Not included	Not included

**NOTA:** Controls listed are priced without a power cord or transformer. For AC Adapter (Transformer) selection see "ACCESSORIES" section (V3186-XX). Drain Line Flow Controls (DLFC) washer is not included. Please order separately: reference order number V3162-007 through V3162-100. 32 mm Top Distributor is not included. Please order separately: reference order number V-D1203-03.

Box: WxLxH	Box: Q.ty	Box: Weight	Pallet: WxLxH	Pallet: Q.ty	Pallet: Weight
	2			96	

Certificates	Manufacturer	Sectors
DM174-2004, ACS, CE	Clack	Domestic



## CLACK VALVE WS125EI

SPECIFIC		FLOW RATES	
Inlet/Outlet Fittings (to order separately)	1" to 1,5" male BSPT	Service $\Delta p$ 15 psi/1 bar drop (includes meter)	7,7 m <sup>3</sup> /h
Cycles	up to 6	Backwash con $\Delta p$ 25 psi/1.7 bar drop	7,3 m <sup>3</sup> /h
Valve Material	Noryl or equivalent	CV Service	8,8
Regeneration	Downflow or Upflow	CV Backwash	6,4

OPERATING PRESSURES		OPERATING TEMPERATURES	
Minimum/Maximum	1,4 ÷ 8,6 bar	Minimum/Maximum	4° ÷ 43° C

METER			
Accuracy	± 5%	Distributor Pilot	32 mm OD Pipe
Flow Rate Range	0,95 ÷ 129 lpm	Drain Line	¾" or 1" NPT
Volume Range	0,02 ÷ 5.700 m <sup>3</sup>	Brine Line	3/8" or ½" OD Poly Tube
Totalizer	0,001 - 9.999.000 m <sup>3</sup>	Mounting Base	2½" 8 NPSM
		Distributor tube length above pressure vessel	+6 / -13 mm
		Weight	2 kg

ELECTRICAL SPECIFICATIONS		TANK APPLICATIONS	
Supply Voltage	200V AC to 240V AC	Water Softener	6" ÷ 21" diameter
Supply Frequency	50/60 Hz	Water Filter	6" ÷ 24" diameter
Output Voltage	15VDC		
Output Current	500 mA		

CYCLES OF OPERATION	
Backwash 1st (upflow)	1 ÷ 95 minutes
Regenerate Draw/Slow Rinse (downflow)	1 ÷ 180 minutes
Backwash 2nd (upflow)	1 ÷ 95 minutes
Fast Rinse (downflow)	1 ÷ 95 minutes
Regenerant Refill (in service with treated water)	0,1 ÷ 99 minutes
Service (downflow)	

Options: Backwash Filter, Weather Cover

Compatible with the following typical concentrations of regenerants or chemicals: Sodium chloride, potassium chloride, potassium permanganate, sodium bisulfite, chlorine and chloramines



## CLACK VALVE WS125CI

### CONTROL VALVE



- Top mount control valve suited for automatic residential water softening or filtration system
- Single valve, available also for twin alternating, twin parallel and multitank systems
- Transformer, Drain Line Flow Control (DLFC) washer, Top Distributor and accessories not included, to order separately
- Solid state microprocessor with easy access front panel settings.
- Four methods to initiate regeneration; meter immediate, meter delayed, time clock delayed or pressure differential
- Program in ppm, French degrees, German degrees, or cubic meters
- Fully programmable regeneration cycle sequence (maximum 9)
- Programmable regeneration cycle times
- Days override feature; 1 - 28 days available
- Stores system configuration and operation data in nonvolatile memory
- Coin Cell Lithium battery back-up with a 24 hour carry over
- Level VI 15-volt output DC power supply provides safe and easy installation
- Control valve design provides optimum service and backwash rates
- Pre or Post treated water regenerant refill
- Mixing valve option available
- Low salt alarm
- 24-hour clock
- Reliable and proven DC drive
- Certified to NSF/ANSI 44, 61 and 37

Ref	Description	Fam.	Subfam.		
V125CIDME-08	WS125CI VALVE DN M I-E	15	730		
V125CIDME-M08	WS125CI VALVE DN M I-E W/MIXING VALVE	15	730		
V125CIDMF-08	WS125CI VALVE DN M I-F	15	730		
V125CIDMF-M08	WS125CI VALVE DN M I-F W/MIXING VALVE	15	730		
V125CIDMH-08	WS125CI VALVE DN M I-H	15	730		
V125CIDMH-M08	WS125CI VALVE DN M I-H W/MIXING VALVE	15	730		
V125CIDMI-08	WS125CI VALVE DN M I-I	15	730		
V125CIDMI-M08	WS125CI VALVE DN M I-I W/MIXING VALVE	15	730		
V125CIDMK-08	WS125CI VALVE DN M I-K	15	730		
V125CIDMK-M08	WS125CI VALVE DN M I-K W/MIXING VALVE	15	730		
V125CIUMD-08	WS125CI VALVE UP M I-D	15	730		
V125CIUMD-M08	WS125CI VALVE UP M I-D W/MIXING VALVE	15	730		
V125CIUMF-08	WS125CI VALVE UP M I-F	15	730		
V125CIUMF-M08	WS125CI VALVE UP M I-F W/MIXING VALVE	15	730		
V125CIDTF-08	WS125CI VALVE DN T I-F	15	730		
V125CIDTF-M08	WS125CI VALVE DN T I-F W/MIXING VALVE	15	730		
V125CIBMZ-08	WS125CI VALVE BW M I-Z	15	730		
V125CIBTZ-08	WS125CI VALVE BW T I-Z	15	730		



## CLACK VALVE WS125CI

Ref	Softening System/Filter	Ø Injector Tank Size	Downflow/Upflow	Meter	Mixing Valve
V125CIDME-08	Softening System	10"	Downflow	included	Not included
V125CIDME-M08	Softening System	10"	Downflow	included	included
V125CIDMF-08	Softening System	12"	Downflow	included	Not included
V125CIDMF-M08	Softening System	12"	Downflow	included	included
V125CIDMH-08	Softening System	14"	Downflow	included	Not included
V125CIDMH-M08	Softening System	14"	Downflow	included	included
V125CIDMI-08	Softening System	16"	Downflow	included	Not included
V125CIDMI-M08	Softening System	16"	Downflow	included	included
V125CIDMK-08	Softening System	21"	Downflow	included	Not included
V125CIDMK-M08	Softening System	21"	Downflow	included	included
V125CIUMD-08	Softening System	12"	Upflow	included	Not included
V125CIUMD-M08	Softening System	12"	Upflow	included	included
V125CIUMF-08	Softening System	14"	Upflow	included	Not included
V125CIUMF-M08	Softening System	14"	Upflow	included	included
V125CIDTF-08	Softening System	12"	Downflow	Not included	Not included
V125CIDTF-M08	Softening System	12"	Downflow	Not included	included
V125CIBMZ-08	Filter	N/A	Backwash	included	Not included
V125CIBTZ-08	Filter	N/A	Backwash	Not included	Not included

**NOTE:** Controls listed are priced without a power cord or transformer. For AC Adapter (Transformer) selection see "ACCESSORIES" section (V3186-XX). Drain Line Flow Controls (DLFC) washer is not included. Please order separately: reference order number V3162-007 through V3162-100. 32 mm Top Distributor is not included. Please order separately: reference order number V-D1203-03.

Box: WxLxH	Box: Q.ty	Box: Weight	Pallet: WxLxH	Pallet: Q.ty	Pallet: Weight
	2			96	

Certificates	Manufacturer	Sectors
DM174-2004, ACS, CE	Clack	Domestic





## CLACK VALVE WS125CI

SPECIFIC		FLOW RATES	
Inlet/Outlet Fittings (to order separately)	Da 1" a 1,5" male BSPT	Service $\Delta p$ 15 psi/1 bar drop (includes meter)	7,7 m <sup>3</sup> /h
Cycles	Up to 9	Backwash $\Delta p$ 25 psi/1.7 bar drop	7,3 m <sup>3</sup> /h
Valve Material	Noryl or equivalent	CV Service	8,8
Regeneration	Downflow or Upflow	CV Backwash	6,4

OPERATING PRESSURES		OPERATING TEMPERATURES	
Minimum/Maximum	1,4 ÷ 8,6 bar	Minimum/Maximum	4° ÷ 43° C

METER			
Accuracy	± 5%	Distributor Pilot	32 mm OD Pipe
Flow Rate Range.	0,95 ÷ 129 lpm	Drain Line	¾" or 1" NPT
Volume Range	0,02 ÷ 5.700 m <sup>3</sup>	Brine Line	3/8" or ½" OD Poly Tube
Totalizer	1 - 99.999 m <sup>3</sup>	Mounting Base	2½" 8 NPSM
		Distributor tube length above pressure vessel	+6 / -13 mm
		Weight	2 kg

ELECTRICAL SPECIFICATIONS		TANK APPLICATIONS	
Supply Voltage	200V AC to 240V AC	Water Softener	6" ÷ 21" diameter
Supply Frequency	50/60 Hz	Water Filter	6" ÷ 24" diameter
Output Voltage	15VDC		
Output Current	500 mA		

CYCLES OF OPERATION Choose up to nine regeneration cycles, in any order, with a wide range of available values:	
Backwash	1 ÷ 120 minutes
Rinse	1 ÷ 120 minutes
Pause (service)	1 ÷ 480 minutes
Brine (co-current)	1 ÷ 180 minutes
Brine (counter-current)	1 ÷ 180 minutes
Refill (softener)	0,05 ÷ 90,00 kg
Refill (filter)	0,2 ÷ 76,0 liters

Options: Backwash Filter, Bypass, Weather Cover

Compatible with the following typical concentrations of regenerants or chemicals: Sodium chloride, potassium chloride, potassium permanganate, sodium bisulfite, chlorine and chloramines



## CLACK VALVE WS15EI P

### CONTROL VALVE

- Transformer, Drain Line Flow Control (DLFC) washer, Top Distributor and accessories not included, to order separately;
- 1.5" top mount control valve suited for mid-size commercial/industrial applications;
- Valve body in Noryl plastic material or equivalent;
- Economical optional meter;
- Solid state microprocessor with easy access front panel settings;
- Front panel display for time of day, days until next regeneration, volume remaining, current flow rate and total volume used (Totalizer);
- Four methods to initiate regeneration; meter immediate, meter delayed, time clock delayed or pressure differential;
- Optional double backwash feature offers optimum regeneration, cleaning ability and efficiency;
- Fully adjustable cycle times with 6-cycle control delivers controlled backwash, downflow brining or upflow brining, slow rinse, second backwash, fast rinse, refill and downflow service;
- Coin Cell Lithium battery back-up with a 8 hour carry over;
- Level VI 15-volt output DC power supply provides safe and easy installation;
- Post treated water regenerant refill;
- 24 hour clock;
- Reliable and proven DC drive;
- Certified to NSF/ANSI 44, 61 and 372;
- If you need a different size of tank, please order separately the specific injector.

Ref	Description	Fam.	Subfam.		
VP15EIDTG-05	WS15EI PLASTIC VALVE DN T I-G	25	811		
VP15EIBTZ-05	WS15EI PLASTIC VALVE BW T I-Z	25	811		

Certificates	Manufacturer	Sectors

Ref	Softening System/Filter	Ø Injector Tank Size	Downflow/Upflow	Meter	Mixing Valve
VP15CIDTG-05	Softening System	21"	Downflow	Not included	Not included
VP15CIBTZ-05	Filter	N/A	Backwash	Not included	Not included

**NOTE:** Controls listed are priced without a power cord or transformer. For AC Adapter (Transformer) selection see "ACCESSORIES" section (V3186-XX). Drain Line Flow Controls (DLFC) washer is not included. Please order separately. For 3/4" drain fitting (V3158-04), Flow rates 0.07 - 10.0 gpm: reference order numbers V3162-007 through V3162-100. For 1" drain fitting (V3008-05), Flow rates 9.0 - 25.0 gpm: reference order numbers V3190-090 through V3190-250. For 1.25" x 1.5" drain fittings (V3079BSPT), Flow rates 9 to 85 gpm: reference order numbers V3162-007 through V3162-100, and V3190-090 through V3190-250. 50 mm Top Distributor is not included. Please order separately: reference order number V-D1199-04.

Box: WxLxH	Box: Q.ty	Box: Weight	Pallet: WxLxH	Pallet: Q.ty	Pallet: Weight
	1				

Certificates	Manufacturer	Sectors
DM174-2004 ACS CE	Clack	Commercial, Industrial

### Specific accessories

Ref	Description	Fam.	Subfam.		
V3045BSPT	WS15P METER ASSEMBLY BSPT 28" METER CABLE	25	850		
V3045BSPT-15	WS15P METER ASSEMBLY BSPT 15" METER CABLE	25	850		
V3034	WS15 PLASTIC MOTORIZED ALTERNATING VALVE	25	850		
V3035	WS15 PLASTIC NO HARD WATER BYPASS VALVE	25	850		
V4430-02	WS15P FITTING ASSEMBLY QC TO BSPT	25	850		
V4430-03	WS15P FITTING ASSEMBLY QC TO QC	25	850		
V4430-08	WS15P FITTING ASSEMBLY QC TO BSPT ELBOW	25	850		
V4430-09	WS15P FITTING ASSEMBLY QC TO QC ELBOW	25	850		
V4430-04BSPT	WS1.5 PLASTIC DRAIN ELBOW & DLFC RETAINER	25	860		
V4350-15Z	WS1.5 PLASTIC INJECTOR FEED PLUG	25	860		



## CLACK VALVE WS15EI P

SPECIFIC		CONTROL VALVE FLOW RATES	
Inlet/Outlet	1,5" female BSPT	Service $\Delta p$ 1 bar/15 psi drop (includes meter)	13,6 m <sup>3</sup> /h
Cycles	up to 6	Backwash $\Delta p$ 1.7/25 psi bar drop	9,8 m <sup>3</sup> /h
Valve Material	Noryl or equivalent		
Regeneration	Downflow or Upflow		

OPERATING PRESSURES		OPERATING TEMPERATURES	
Minimum/Maximum	1,4 ÷ 8,6 bar	Minimum/Maximum	4° ÷ 43° C

METER SPECIFICATIONS			
Accuracy	± 5%	Distributor Pilot	50 mm
Flow Rate Range	2 ÷ 248 lpm	Drain Line Connection Adapter Included	1.25" Female NPT 3/4" Male NPT Elbow
Volume Range	0,02 ÷ 5.700 m <sup>3</sup>	Brine Line Connection Adapter Included	3/4" Female NPT 1/2" OD Poly Tube Compression
Totalizer	0,001 - 4.294..000 m <sup>3</sup>	Mounting Base	4" - 8 UN
		Distributor tube length above pressure vessel	+/- 13 mm
		Shipping Weight With Meter	4,1 kg

ELECTRICAL SPECIFICATIONS		TANK APPLICATIONS	
Supply Voltage	200V AC to 240V AC	Water Softener	12" ÷ 30" diameter
Supply Frequency	50/60 Hz	Water Filter	12" ÷ 30" diameter
Output Voltage	15VDC		
Output Current	500 mA		

CYCLES OF OPERATION	
Backwash 1st (upflow)	1 ÷ 95 minutes - Backwash 1-9
Regenerate Draw/Slow Rinse (downflow)	1 ÷ 180 minutes - Rinse 1-9
Backwash 2nd (upflow)	1 ÷ 95 minutes
Fast Rinse (downflow)	1 ÷ 95 minutes
Regenerant Refill (in service with treated water)	0,1 ÷ 99 minutes
Service (downflow)	

Options: Backwash Filter, Weather Cover

Compatible with the following typical concentrations of regenerants or chemicals: Sodium chloride, potassium chloride, potassium permanganate, sodium bisulfite, chlorine and chloramines.



## CLACK VALVE WS15CI P

### CONTROL VALVE

- Transformer, Drain Line Flow Control (DLFC) washer, Top Distributor and accessories not included, to order separately;
- 1.5" top mount control valve suited for mid-size commercial/industrial applications;
- Valve body in Noryl plastic material or equivalent;
- Economical optional meter;
- Solid state microprocessor with easy access front panel settings;
- Front panel display for time of day, days until next regeneration, volume remaining, current flow rate and total volume used (Totalizer);
- Four methods to initiate regeneration; meter immediate, meter delayed, time clock delayed or pressure differential;
- Optional double backwash feature offers optimum regeneration, cleaning ability and efficiency;
- Fully adjustable cycle times with 6-cycle control delivers controlled backwash, downflow brining or upflow brining, slow rinse, second backwash, fast rinse, refill and downflow service;
- Coin Cell Lithium battery back-up with a 8 hour carry over;
- Level VI 15-volt output DC power supply provides safe and easy installation;
- Post treated water regenerant refill;
- 24 hour clock;
- Reliable and proven DC drive;
- Certified to NSF/ANSI 44, 61 and 372;
- If you need a different size of tank, please order separately the specific injector.

Ref	Description	Fam.	Subfam.		
VP15CIDTG-05	WS15CI PLASTIC VALVE DN T I-G	25	801		
VP15CIBTZ-05	WS15CI PLASTIC VALVE BW T I-Z	25	800		

Certificates	Manufacturer	Sectors

Ref	Softening System/Filter	Ø Injector Tank Size	Downflow/Upflow	Meter	Mixing Valve
VP15CIDTG-05	Softening System	21"	Downflow	Not included	Not included
VP15CIBTZ-05	Filter	N/A	Backwash	Not included	Not included

**NOTE:** Controls listed are priced without a power cord or transformer. For AC Adapter (Transformer) selection see "ACCESSORIES" section (V3186-XX). Drain Line Flow Controls (DLFC) washer is not included. Please order separately. For 3/4" drain fitting (V3158-04), Flow rates 0.07 - 10.0 gpm: reference order numbers V3162-007 through V3162-100. For 1" drain fitting (V3008-05), Flow rates 9.0 - 25.0 gpm: reference order numbers V3190-090 through V3190-250. For 1.25" x 1.5" drain fittings (V3079BSPT), Flow rates 9 to 85 gpm: reference order numbers V3162-007 through V3162-100, and V3190-090 through V3190-250. 50 mm Top Distributor is not included. Please order separately: reference order number V-D1199-04.

Box: WxLxH	Box: Q.ty	Box: Weight	Pallet: WxLxH	Pallet: Q.ty	Pallet: Weight
	1				

### Specific accessories

Ref	Description	Fam.	Subfam.		
V3045BSPT	WS15P METER ASSEMBLY BSPT 28" METER CABLE	25	850		
V3045BSPT-15	WS15P METER ASSEMBLY BSPT 15' METER CABLE	25	850		
V3034	WS15 PLASTIC MOTORIZED ALTERNATING VALVE	25	850		
V3035	WS15 PLASTIC NO HARD WATER BYPASS VALVE	25	850		
V4430-02	WS15P FITTING ASSEMBLY QC TO BSPT	25	850		
V4430-03	WS15P FITTING ASSEMBLY QC TO QC	25	850		
V4430-08	WS15P FITTING ASSEMBLY QC TO BSPT ELBOW	25	850		
V4430-09	WS15P FITTING ASSEMBLY QC TO QC ELBOW	25	850		
V4430-04BSPT	WS1.5 PLASTIC DRAIN ELBOW & DLFC RETAINER	25	860		
V4350-15Z	WS1.5 PLASTIC INJECTOR FEED PLUG	25	860		



## CLACK VALVE WS15CI P

SPECIFIC		CONTROL VALVE FLOW RATES	
Inlet/Outlet	1,5" female BSPT	Service $\Delta p$ 1 bar/15 psi drop (includes meter)	13,6 m <sup>3</sup> /h
Cycles	up to 6	Backwash $\Delta p$ 1.7/25 psi bar drop	9,8 m <sup>3</sup> /h
Valve Material	Noryl or equivalent		
Regeneration	Downflow or Upflow		

OPERATING PRESSURES		OPERATING TEMPERATURES	
Minimum/Maximum	1,4 ÷ 8,6 bar	Minimum/Maximum	4° ÷ 43° C

METER SPECIFICATIONS			
Accuracy	± 5%	Distributor Pilot	50 mm
Flow Rate Range	2 ÷ 248 lpm	Drain Line Connection Adapter Included	1.25" Female NPT 3/4" Male NPT Elbow
Volume Range	0,02 ÷ 5.700 m <sup>3</sup>	Brine Line Connection Adapter Included	3/4" Female NPT 1/2" OD Poly Tube Compression
Totalizer	0,001 - 4.294..000 m <sup>3</sup>	Mounting Base	4" - 8 UN
		Distributor tube length above pressure vessel	+/- 13 mm
		Shipping Weight With Meter	4,1 kg

ELECTRICAL SPECIFICATIONS		TANK APPLICATIONS	
Supply Voltage	200V AC to 240V AC	Water Softener	12" ÷ 30" diameter
Supply Frequency	50/60 Hz	Water Filter	12" ÷ 30" diameter
Output Voltage	15VDC		
Output Current	500 mA		

CYCLES OF OPERATION	
Backwash 1st (upflow)	1 ÷ 95 minutes - Backwash 1-9
Regenerate Draw/Slow Rinse (downflow)	1 ÷ 180 minutes - Rinse 1-9
Backwash 2nd (upflow)	1 ÷ 95 minutes
Fast Rinse (downflow)	1 ÷ 95 minutes
Regenerant Refill (in service with treated water)	0,1 ÷ 99 minutes
Service (downflow)	

Options: Backwash Filter, Weather Cover

Compatible with the following typical concentrations of regenerants or chemicals: Sodium chloride, potassium chloride, potassium permanganate, sodium bisulfite, chlorine and chloramines.



## CLACK VALVE WS15EI

### CONTROL VALVE



- Transformer, Drain Line Flow Control (DLFC) washer, Top Distributor and accessories not included, to order separately
- 1.5" top mount control valve suited for mid-size commercial/industrial applications
- Epoxy coated lead free brass valve body;
- Economical optional meter
- Solid state microprocessor with easy access front panel settings
- Front panel display for time of day, days until next regeneration, volume remaining, current flow rate and total volume used (Totalizer)
- Four methods to initiate regeneration; meter immediate, meter delayed, time clock delayed or pressure differential
- Optional double backwash feature offers optimum regeneration, cleaning ability and efficiency;
- Fully adjustable cycle times with 6-cycle control delivers controlled backwash, downflow brining or upflow brining, slow rinse, second backwash, fast rinse, refill and downflow service;
- Coin Cell Lithium battery back-up with a 8 hour carry over
- Level VI 15-volt output DC power supply provides safe and easy installation
- Post treated water regenerant refill
- 24 hour clock
- Reliable and proven DC drive
- Certified to NSF/ANSI 44, 61 and 372

Ref	Description	Fam.	Subfam.		
V15EIDMB-05	WS15EI VALVE DN M I-B	25	810		
V15EIDMD-05	WS15EI VALVE DN M I-D	25	810		
V15EIDMF-05	WS15EI VALVE DN M I-F	25	810		
V15EIDMG-05	WS15EI VALVE DN M I-G	25	810		
V15EIUMB-05	WS15EI VALVE UP M I-B	25	810		
V15EIUMD-05	WS15EI VALVE UP M I-D	25	810		
V15EIDTD-05	WS15EI VALVE DN T I-D	25	810		
V15EIDTF-05	WS15EI VALVE DN T I-F	25	810		
V15EIDTG-05	WS15EI VALVE DN T I-G	25	810		
V15EIBMZ-05	WS15EI VALVE BW M I-Z	25	810		
V15EIBTZ-05	WS15EI VALVE BW T I-Z	25	810		



## CLACK VALVE WS15EI

Ref	Softening System/Filter	Ø Injector Tank Size	Downflow/Upflow	Meter	Mixing Valve
V15EIDMB-05	Softening System	12"	Downflow	included	Not included
V15EIDMD-05	Softening System	14"	Downflow	included	Not included
V15EIDMF-05	Softening System	18"	Downflow	included	Not included
V15EIDMG-05	Softening System	21"	Downflow	included	Not included
V15EIUMB-05	Softening System	14"	Upflow	included	Not included
V15EIUMD-05	Softening System	18"	Upflow	included	Not included
V15EIDTD-05	Softening System	14"	Downflow	Not included	Not included
V15EIDTF-05	Softening System	18"	Downflow	Not included	Not included
V15EIDTG-05	Softening System	21"	Downflow	Not included	Not included
V15EIBMZ-05	Filter	N/A	Backwash	included	Not included
V15EIBTZ-05	Filter	N/A	Backwash	Not included	Not included

**NOTE:** Controls listed are priced without a power cord or transformer. For AC Adapter (Transformer) selection see "ACCESSORIES" section (V3186-XX). Drain Line Flow Controls (DLFC) washer is not included. Please order separately. For 3/4" drain fitting (V3158-04), Flow rates 0.07 - 10.0 gpm: reference order numbers V3162-007 through V3162-100. For 1" drain fitting (V3008-05), Flow rates 9.0 - 25.0 gpm: reference order numbers V3190-090 through V3190-250. For 1.25" x 1.5" drain fittings (V3079BSPT), Flow rates 9 to 85 gpm: reference order numbers V3162-007 through V3162-100, and V3190-090 through V3190-250. 50 mm Top Distributor is not included. Please order separately: reference order numbers V-D1199-04 or V-D1300.

Box: WxLxH	Box: Q.ty	Box: Weight	Pallet: WxLxH	Pallet: Q.ty	Pallet: Weight
	1				

Certificates	Manufacturer	Sectors
DM174-2004, ACS CE	Clack	Commercial, Industrial



## CLACK VALVE WS15EI

SPECIFIC		CONTROL VALVE FLOW RATES	
Inlet/Outlet	1,5" female BSPT	Service $\Delta p$ 1 bar/15 psi drop (includes meter)	15,9m <sup>3</sup> /h
Cycles	up to 6	Backwash $\Delta p$ 1.7/25 psi bar drop	11,8m <sup>3</sup> /h
Valve Material	Lead free brass		
Regeneration	Downflow or Upflow		

OPERATING PRESSURES		OPERATING TEMPERATURES	
Minimum/Maximum	1,4 ÷ 8,6 bar	Minimum/Maximum	4° ÷ 43° C

METER SPECIFICATIONS			
Accuracy	± 5%	Distributor Pilot	50 mm
Flow Rate Range	2 ÷ 248 lpm	Drain Line Connection Adapter Included	1.25" Female NPT 3/4" Male NPT Elbow
Volume Range	0,02 ÷ 5.700 m <sup>3</sup>	Brine Line Connection Adapter Included	3/4" Female NPT 1/2" OD Poly Tube Compression
Totalizer	0,001 - 4.294..000 m <sup>3</sup>	Mounting Base	4" - 8 UN
		Distributor tube length above pressure vessel	+/- 13 mm
		Shipping Weight With Meter	9,5 kg

ELECTRICAL SPECIFICATIONS		TANK APPLICATIONS	
Supply Voltage	200V AC to 240V AC	Water Softener	12" ÷ 30" diameter
Supply Frequency	50/60 Hz	Water Filter	12" ÷ 30" diameter
Output Voltage	15VDC		
Output Current	500 mA		

CYCLES OF OPERATION	
Backwash 1st (upflow)	1 ÷ 95 minutes - Backwash 1-9
Regenerate Draw/Slow Rinse (downflow)	1 ÷ 180 minutes - Rinse 1-9
Backwash 2nd (upflow)	1 ÷ 95 minutes
Fast Rinse (downflow)	1 ÷ 95 minutes
Regenerant Refill (in service with treated water)	0,1 ÷ 99 minutes
Service (downflow)	

Options: Backwash Filter, Weather Cover

Compatible with the following typical concentrations of regenerants or chemicals: Sodium chloride, potassium chloride, potassium permanganate, sodium bisulfite, chlorine and chloramines.





## CLACK VALVE WS15CI

### CONTROL VALVE



- Transformer, Drain Line Flow Control (DLFC) washer, Top Distributor and accessories not included, to order separately
- 1.5" top mount control valve suited for mid-size commercial/industrial applications
- Epoxy coated lead free brass valve body;
- Economical stainless steel optional meter assembly
- Solid state microprocessor with easy access front panel settings
- Front panel display for time of day, days until next regeneration, volume remaining and current flow
- Four methods to initiate the downflow regeneration; meter immediate, meter delayed, time clock delayed or pressure differential
- Program in ppm, French degrees, German degrees, or cubic meters
- Fully programmable regeneration cycle sequence (maximum 9)
- Programmable regeneration cycle times
- Days override feature; 1-28 days available
- Level VI 15-volt output DC power supply provides safe and easy installation
- Pre or Post treated water regenerant refill;
- Low salt alarm
- 24 hour clock
- Coin Cell Lithium battery back-up with a 24 hour carry over
- Reliable and proven DC drive
- Certified to NSF/ANSI 44, 61 and 372

Ref	Description	Fam.	Subfam.		
V15CIDMB-05	WS15CI VALVE DN M I-B	25	800		
V15CIDMD-05	WS15CI VALVE DN M I-D	25	800		
V15CIDMF-05	WS15CI VALVE DN M I-F	25	800		
V15CIDMG-05	WS15CI VALVE DN M I-G	25	800		
V15CIUMB-05	WS15CI VALVE UP M I-B	25	800		
V15CIUMD-05	WS15CI VALVE UP M I-D	25	800		
V15CIDTD-05	WS15CI VALVE DN T I-D	25	800		
V15CIDTF-05	WS15CI VALVE DN T I-F	25	800		
V15CIDTG-05	WS15CI VALVE DN T I-G	25	800		
V15CIBMZ-05	WS15CI VALVE BW M I-Z	25	800		
V15CIBTZ-05	WS15CI VALVE BW T I-Z	25	800		



## CLACK VALVE W15CI

Ref	Softening System/Filter	Ø Injector Tank Size	Downflow/Upflow	Meter	Mixing Valve
V15CIDMB-05	Softening System	12"	Downflow	included	Not included
V15CIDMD-05	Softening System	14"	Downflow	included	Not included
V15CIDMF-05	Softening System	18"	Downflow	included	Not included
V15CIDMG-05	Softening System	21"	Downflow	included	Not included
V15CIUMB-05	Softening System	14"	Upflow	included	Not included
V15CIUMD-05	Softening System	18"	Upflow	included	Not included
V15CIDTD-05	Softening System	14"	Downflow	Not included	Not included
V15CIDTF-05	Softening System	18"	Downflow	Not included	Not included
V15CIDTG-05	Softening System	21"	Downflow	Not included	Not included
V15CIBMZ-05	Filter	N/A	Backwash	included	Not included
V15CIBTZ-05	Filter	N/A	Backwash	Not included	Not included

**NOTE:** Controls listed are priced without a power cord or transformer. For AC Adapter (Transformer) selection see "ACCESSORIES" section (V3186-XX). Drain Line Flow Controls (DLFC) washer is not included. Please order separately. For 3/4" drain fitting (V3158-04), Flow rates 0.07 - 10.0 gpm: reference order numbers V3162-007 through V3162-100. For 1" drain fitting (V3008-05), Flow rates 9.0 - 25.0 gpm: reference order numbers V3190-090 through V3190-250. For 1.25" x 1.5" drain fittings (V3079BSPT), Flow rates 9 to 85 gpm: reference order numbers V3162-007 through V3162-100, and V3190-090 through V3190-250. 50 mm Top Distributor is not included. Please order separately: reference order numbers V-D1199-04 or V-D1300.

Box: WxLxH	Box: Q.ty	Box: Weight	Pallet: WxLxH	Pallet: Q.ty	Pallet: Weight
	1				

Certificates	Manufacturer	Sectors
DM174-2004, ACS, CE	Clack	Commercial, Industrial



## CLACK VALVE WS15CI

SPECIFIC		CONTROL VALVE FLOW RATES	
Inlet/Outlet	1,5" female BSPT	Service $\Delta p$ 1 bar/15 psi drop (includes meter)	15,9 m <sup>3</sup> /h
Cycles	Up to 9	Backwash $\Delta p$ 1.7 bar/25 psi drop	11,8 m <sup>3</sup> /h
Valve Material	Lead free brass		
Regeneration	Downflow or Upflow		

OPERATING PRESSURES		OPERATING TEMPERATURES	
Minimum/Maximum	1,4 ÷ 8,6 bar	Minimum/Maximum	4° ÷ 43° C

METER SPECIFICATIONS			
Accuracy	± 5%	Distributor Pilot	50 mm
Flow Rate Range	2 ÷ 248 lpm	Drain Line Connection Adapter Included.	1.25" Female NPT 3/4" Male NPT Elbow
Volume Range	0,02 ÷ 5.700 m <sup>3</sup>	Brine Line Connection Adapter Included	3/4" Female NPT 1/2" OD Poly Tube Compression
Totalizer	1 - 99.000 m <sup>3</sup>	Mounting Base	4" - 8 UN
		Distributor tube length above pressure vessel	+/- 13 mm
		Shipping Weight With Meter	9,5 kg

ELECTRICAL SPECIFICATIONS		TANK APPLICATIONS	
Supply Voltage	200V AC to 240V AC	Water Softener	12" ÷ 30" diameter
Supply Frequency	50/60 Hz	Water Filter	12" ÷ 30" diameter
Output Voltage	15VDC		
Output Current	500 mA		

CYCLES OF OPERATION Choose up to nine regeneration cycles, in any order, with a wide range of available values:	
Backwash	1 ÷ 120 minutes
Rinse	1 ÷ 480 minutes
Pause (service).	1 ÷ 180 minutes
Brine (co-current)	0,1 ÷ 180 minutes
Refill (softener)	0,05 ÷ 90,00 kg/.1 - 99 minutes
Refill (filter)	0,2 ÷ 76,0 liters

Options: Backwash Filter, Weather Cover

Compatible with the following typical concentrations of regenerants or chemicals: Sodium chloride, potassium chloride, potassium permanganate, sodium bisulfite, chlorine and chloramines.



## CLACK VALVE WS2EI

### CONTROL VALVE



- Transformer, Drain Line Flow Control (DLFC) washer, Top Distributor and accessories not included, to order separately
- 2" Top mount control valve suited for commercial/industrial applications
- Epoxy coated lead free brass valve body.
- Economical stainless steel optional meter assembly
- Solid state microprocessor with easy access front panel setting
- Front panel display for time of day, days until next regeneration, volume remaining, current flow rate and total volume used (Totalizer)
- Four methods to initiate regeneration; meter immediate, meter delayed, time clock delayed or pressure differential
- Optional double backwash feature offers optimum regeneration, cleaning ability and efficiency
- Fully adjustable cycle times with 6-cycle control delivers controlled backwash, downflow brining or upflow brining, slow rinse, second backwash, fast rinse, refill and downflow servi
- Coin Cell Lithium battery back-up with an 8 hour carry over
- Level VI 15-volt output DC power supply provides safe and easy installation
- Post treatment water regenerant refill
- 24 Hour Clock
- Reliable and proven DC drive
- Certified to NSF/ANSI 44, 61 and 372

Ref	Description	Fam.	Subfam.		
V2EIDMA-05	WS2EI VALVE DN M I-A	25	830		
V2EIDMB-05	WS2EI VALVE DN M I-B	25	830		
V2EIDMC-05	WS2EI VALVE DN M I-C	25	830		
V2EIDMD-05	WS2EI VALVE DN M I-D	25	830		
V2EIDME-05	WS2EI VALVE DN M I-E	25	830		
V2EIDMF-05	WS2EI VALVE DN M I-F	25	830		
V2EIDMG-05	WS2EI VALVE DN M I-G	25	830		
V2EIUMA-05	WS2EI VALVE UP M I-A	25	830		
V2EIUMB-05	WS2EI VALVE UP M I-B	25	830		
V2EIDTA-05	WS2EI VALVE DN T I-A	25	830		
V2EIDTB-05	WS2EI VALVE DN T I-B	25	830		
V2EIDTC-05	WS2EI VALVE DN T I-C	25	830		
V2EIDTD-05	WS2EI VALVE DN T I-D	25	830		
V2EIDTE-05	WS2EI VALVE DN T I-E	25	830		
V2EIDTF-05	WS2EI VALVE DN T I-F	25	830		
V2EIDTG-05	WS2EI VALVE DN T I-G	25	830		
V2EIBMZ-05	WS2EI VALVE BW M I-Z	25	830		
V2EIBTZ-05	WS2EI VALVE BW T I-Z	25	830		



## CLACK VALVE WS2EI

Ref	Softening System/Filter	Ø Bombola	Downflow/Upflow	Meter	Mixing Valve
V2EIDMA-05	Softening System	18"	Downflow	included	Not included
V2EIDMB-05	Softening System	21"	Downflow	included	Not included
V2EIDMC-05	Softening System	24"	Downflow	included	Not included
V2EIDMD-05	Softening System	30"	Downflow	included	Not included
V2EIDME-05	Softening System	36"	Downflow	included	Not included
V2EIDMF-05	Softening System	42"	Downflow	included	Not included
V2EIDMG-05	Softening System	48"	Downflow	included	Not included
V2EIUMA-05	Softening System	24"	Upflow	included	Not included
V2EIUMB-05	Softening System	30"	Upflow	included	Not included
V2EIDTA-05	Softening System	18"	Downflow	Not included	Not included
V2EIDTB-05	Softening System	21"	Downflow	Not included	Not included
V2EIDTC-05	Softening System	24"	Downflow	Not included	Not included
V2EIDTD-05	Softening System	30"	Downflow	Not included	Not included
V2EIDTE-05	Softening System	36"	Downflow	Not included	Not included
V2EIDTF-05	Softening System	42"	Downflow	Not included	Not included
V2EIDTG-05	Softening System	48"	Downflow	Not included	Not included
V2EIBMZ-05	Filter	N/A	Backwash	included	Not included
V2EIBTZ-05	Filter	N/A	Backwash	Not included	Not included

**NOTE:** Controls listed are priced without a power cord or transformer. For AC Adapter (Transformer) selection see "ACCESSORIES" section (V3186-XX). Drain Line Flow Controls (DLFC) washer is not included. Please order separately. For 3/4" drain fitting (V3158-04), Flow rates 0.07 - 10.0 gpm: reference order numbers V3162-007 through V3162-100. For 1" drain fitting (V3008-05), Flow rates 9.0 - 25.0 gpm: reference order numbers V3190-090 through V3190-250. For 1.5" x 1.5" drain fittings (V3080BSPT), Flow rates 9 to 85 gpm: reference order numbers V3162-007 through V3162-100, and V3190-090 through V3190-250. 50 mm Top Distributor is not included. Please order separately: reference order numbers V-D1199-04 or V-D1300.

Box: WxLxH	Box: Q.ty	Box: Weight	Pallet: WxLxH	Pallet: Q.ty	Pallet: Weight
	1				

Certificates	Manufacturer	Sectors
DM174-2004, ACS, CE	Clack	Commercial, Industrial



## CLACK VALVE WS2EI

SPECIFIC		CONTROL VALVE FLOW RATES	
Inlet/Outlet	2" female BSPT	Service $\Delta p$ 1 bar/15 psi drop	26,1 m <sup>3</sup> /h
Cycles	Up to 6	Backwash $\Delta p$ 1.7 bar/25 psi drop	18,2 m <sup>3</sup> /h
Valve Material	Lead free brass	Cv Service	29,7
Regeneration	Downflow or Upflow	Cv Backwash	16,0

OPERATING PRESSURES		OPERATING TEMPERATURES	
Minimum/Maximum	1,4 ÷ 8,6 bar	Minimum/Maximum	4° ÷ 43° C

METER SPECIFICATIONS			
Accuracy	± 5%	Distributor Pilot	50 mm
Flow Rate Range	5,7 ÷ 568 lpm	Drain Line Connection	1,5" Female NPT
Volume Range	0,02 ÷ 5.700 m <sup>3</sup>	Brine Line Adapters Included	1" Male NPT elbow, ¾" x 1" solvent weld elbow and 1/2" OD Poly Tube Compression
Totalizer.	0,001 - 4.294.000 m <sup>3</sup>	Mounting Base	4" - 8 UN
		Distributor tube length above pressure vessel	+/- 13 mm
		Shipping Weight With Meter	13 kg

ELECTRICAL SPECIFICATIONS		TANK APPLICATIONS	
Supply Voltage	200V AC to 240V AC	Water Softener	12" ÷ 48" diameter
Supply Frequency	50/60 Hz	Water Filter	12" ÷ 36" diameter
Output Voltage	15VDC		
Output Current	500 mA		

CYCLES OF OPERATION	
Backwash 1st (upflow)	1 ÷ 95 minutes - Backwash 1-95
Regenerate Draw/Slow Rinse (downflow)	1 ÷ 180 minutes - Rinse 1-95
Backwash 2nd (upflow)	1 ÷ 95 minutes
Fast Rinse (downflow)	1 ÷ 95 minutes
Regenerant Refill (in service with treated water)	0,1 ÷ 99 minutes
Service (downflow)	

Options: Backwash Filter, Weather Cover

Compatible with the following typical concentrations of regenerants or chemicals: Sodium chloride, potassium chloride, potassium permanganate, sodium bisulfite, chlorine and chloramines



## CLACK VALVE WS2EI QC

### CONTROL VALVE



- Single valve, available also for twin alternating, twin parallel and multitank systems
- Transformer, Drain Line Flow Control (DLFC) washer, Top Distributor and accessories not included, to order separately
- 2" top mount or side mount control valve suited for commercial/industrial applications
- Epoxy coated lead free brass valve body
- Economical stainless steel optional meter assembly
- Solid state microprocessor with easy access front panel settings
- Front panel display for time of day, days until next regeneration, volume remaining, current flow rate and total volume used (Totalizer)
- Four methods to initiate regeneration; meter immediate, meter delayed, time clock delayed or pressure differential
- Optional double backwash feature offers optimum regeneration, cleaning ability and efficiency
- Fully adjustable cycle times with 6-cycle control delivers controlled backwash, downflow brining or upflow brining, slow rinse, second backwash, fast rinse, refill and downflow service
- Coin Cell Lithium battery back-up with an 8 hour carry over
- Level VI 15-volt output DC power supply provides safe and easy installation
- Post treated water regenerant refill
- 24 Hour Clock
- Certified to NSF/ANSI 44, 61 and 372

Ref	Description	Fam.	Subfam.		
V2EIDMA-18	WS2EI VALVE DN M I-A QC	25	830		
V2EIDMB-18	WS2EI VALVE DN M I-B QC	25	830		
V2EIDMC-18	WS2EI VALVE DN M I-C QC	25	830		
V2EIDMD-18	WS2EI VALVE DN M I-D QC	25	830		
V2EIDME-18	WS2EI VALVE DN M I-E QC	25	830		
V2EIDMF-18	WS2EI VALVE DN M I-F QC	25	830		
V2EIDMG-18	WS2EI VALVE DN M I-G QC	25	830		
V2EIUMA-18	WS2EI VALVE UP M I-A QC	25	830		
V2EIUMB-18	WS2EI VALVE UP M I-B QC	25	830		
V2EIDTA-18	WS2EI VALVE DN T I-A QC	25	830		
V2EIDTB-18	WS2EI VALVE DN T I-B QC	25	830		
V2EIDTC-18	WS2EI VALVE DN T I-C QC	25	830		
V2EIDTD-18	WS2EI VALVE DN T I-D QC	25	830		
V2EIDTE-18	WS2EI VALVE DN T I-E QC	25	830		
V2EIDTF-18	WS2EI VALVE DN T I-F QC	25	830		
V2EIDTG-18	WS2EI VALVE DN T I-G QC	25	830		
V2EIBMZ-18	WS2EI VALVE BW M I-Z QC	25	830		
V2EIBTZ-18	WS2EI VALVE BW T I-Z QC	25	830		

**When using the WS2EI/QC Control Valve, one of the following Tank Base Assemblies must be ordered, to complete the Control Valve:**

Ref	Description	Fam.	Subfam.		
V3064	WS2H/2 QC 4" BASE ASSEMBLY	25	850		
V3055	WS2H/2 QC 6" FLANGE BASE ASSEMBLY	25	850		
V3260BSPT-02	WS2H/2 QC 2" SIDE MOUNT BASE ASSEMBLY BSPT	25	850		



## CLACK VALVE WS2EI QC

Ref	Softening System/Filter	Ø Injector Tank Size	Downflow/Upflow	Meter	Mixing Valve
V2EIDMA-18	Softening System	18"	Downflow	included	Not included
V2EIDMB-18	Softening System	21"	Downflow	included	Not included
V2EIDMC-18	Softening System	24"	Downflow	included	Not included
V2EIDMD-18	Softening System	30"	Downflow	included	Not included
V2EIDME-18	Softening System	36"	Downflow	included	Not included
V2EIDMF-18	Softening System	42"	Downflow	included	Not included
V2EIDMG-18	Softening System	48"	Downflow	included	Not included
V2EIUMA-18	Softening System	24"	Upflow	included	Not included
V2EIUMB-18	Softening System	30"	Upflow	included	Not included
V2EIDTA-18	Softening System	18"	Downflow	Not included	Not included
V2EIDTB-18	Softening System	21"	Downflow	Not included	Not included
V2EIDTC-18	Softening System	24"	Downflow	Not included	Not included
V2EIDTD-18	Softening System	30"	Downflow	Not included	Not included
V2EIDTE-18	Softening System	36"	Downflow	Not included	Not included
V2EIDTF-18	Softening System	42"	Downflow	Not included	Not included
V2EIDTG-18	Softening System	48"	Downflow	Not included	Not included
V2EIBMZ-18	Filter	N/A	Backwash	included	Not included
V2EIBTZ-18	Filter	N/A	Backwash	Not included	Not included

**NOTE:** Controls listed are priced without a power cord or transformer. For AC Adapter (Transformer) selection see "ACCESSORIES" section (V3186-XX). Drain Line Flow Controls (DLFC) washer is not included. Please order separately. For 3/4" drain fitting (V3158-04), Flow rates 0.07 - 10.0 gpm: reference order numbers V3162-007 through V3162-100. For 1" drain fitting (V3008-05), Flow rates 9.0 - 25.0 gpm: reference order numbers V3190-090 through V3190-250. For 1.5" x 1.5" drain fittings (V3080BSPT), Flow rates 9 to 85 gpm: reference order numbers V3162-007 through V3162-100, and V3190-090 through V3190-250. 63 mm Top Distributor is not included. Please order separately: reference order numbers V-D1199-05 or V-D1200-04.

Box: WxLxH	Box: Q.ty	Box: Weight	Pallet: WxLxH	Pallet: Q.ty	Pallet: Weight
	1				

Certificates	Manufacturer	Sectors
ACS CE	Clack	Commercial, Industrial





## CLACK VALVE WS2EIQC

SPECIFIC		CONTROL VALVE FLOW RATES	
Inlet/Outlet	2" female BSPT	Service $\Delta p$ 1 bar/15 psi drop	473 lpm (28,4 m <sup>3</sup> /h) (125 gpm)
Cycles	Up to 6	Backwash $\Delta p$ 1.7 bar/25 psi drop	322 lpm (19,3 m <sup>3</sup> /h) (85 gpm)
Valve Material	Lead free brass	Cv Service	32,3
Regeneration	Downflow or Upflow	Cv Backwash	17,0

OPERATING PRESSURES		OPERATING TEMPERATURES	
Minimum/Maximum	1,4 ÷ 8,6 bar	Minimum/Maximum	4° ÷ 43° C

METER SPECIFICATIONS			
Accuracy	± 5%	Distributor Pilot	63 mm
Flow Rate Range	5,7 ÷ 568 lpm	Drain line connection	1,5" Female NPT
Volume Range	0,02 ÷ 5.700 m <sup>3</sup>	Brine Line Adapters Included	1" Male NPT elbow, ¾" x 1" solvent weld elbow and 1/2" OD Poly Tube Compression
Totalizer	0,001 - 4.294.000 m <sup>3</sup>	Mounting Base	4" - 8 UN, 6" Flange or Side Mount
		Distributor tube length above pressure vessel with 4" - 8 UN QC Base with 6" Flange QC Base	57 mm 64 mm
		Weight	14 kg

ELECTRICAL SPECIFICATIONS		TANK APPLICATIONS	
Supply Voltage	200V AC to 240V AC	Water Softener	12" ÷ 48" diameter
Supply Frequency	50/60 Hz	Water Filter	12" ÷ 36" diameter
Output Voltage	15VDC		
Output Current	500 mA		

CYCLES OF OPERATION	
Backwash 1st (upflow)	1 ÷ 95 minutes
Regenerate Draw/Slow Rinse (downflow)	1 ÷ 180 minutes
Backwash 2nd (upflow)	1 ÷ 95 minutes
Fast Rinse (downflow)	1 ÷ 95 minutes
Regenerant Refill (in service with treated water)	0,1 ÷ 99 minutes
Service (downflow)	

Options: Backwash Filter, Weather Cover

Compatible with the following typical concentrations of regenerants or chemicals: Sodium chloride, potassium chloride, potassium permanganate, sodium bisulfite, chlorine and chloramines.



## CLACK VALVE WS2CI

### CONTROL VALVE



- Transformer, Drain Line Flow Control (DLFC) washer, Top Distributor and accessories not included, to order separately
- 2" Top mount control valve suited for commercial/industrial applications
- Epoxy coated lead free brass valve body
- Economical stainless steel optional meter assembly
- Solid state microprocessor with easy access front panel settings Front panel display for time of day, days until next regeneration, volume remaining and current flow rate
- Four methods to initiate regeneration; meter immediate, meter delayed, time clock delayed or pressure differential
- Program in ppm, French degrees, German degrees, or cubic meters
- Fully programmable regeneration cycle sequence (maximum 9)
- Programmable regeneration cycle times
- Days override feature; 1-28 days available
- Coin Cell Lithium battery back-up with an 24 hour carry over
- Level VI 15-volt output DC power supply provides safe and easy installation
- Pre or Post treated water regenerant refill
- 24 Hour Clock
- Reliable and proven DC drive
- Certified to NSF/ANSI 44, 61 and 372

Ref	Description	Fam.	Subfam.		
V2CIDMD-05	WS2CI VALVE DN M I-D	25	820		
V2CIDME-05	WS2CI VALVE DN M I-E	25	820		
V2CIDMF-05	WS2CI VALVE DN M I-F	25	820		
V2CIDMG-05	WS2CI VALVE DN M I-G	25	820		
V2CIUMA-05	WS2CI VALVE UP M I-A	25	820		
V2CIUMB-05	WS2CI VALVE UP M I-B	25	820		
V2CIDTA-05	WS2CI VALVE DN T I-A	25	820		
V2CIDTB-05	WS2CI VALVE DN T I-B	25	820		
V2CIDTC-05	WS2CI VALVE DN T I-C	25	820		
V2CIDTD-05	WS2CI VALVE DN T I-D	25	820		
V2CIDTE-05	WS2CI VALVE DN T I-E	25	820		
V2CIDTF-05	WS2CI VALVE DN T I-F	25	820		
V2CIDTG-05	WS2CI VALVE DN T I-G	25	820		
V2CIBMZ-05	WS2CI VALVE BW M I-Z	25	820		
V2CIBTZ-05	WS2CI VALVE BW T I-Z	25	820		



## CLACK VALVE WS2CI

Ref	Softening System/Filter	Ø Bombola	Downflow/Upflow	Meter	Valvola di Miscelazione
V2CIDMD-05	Softening System	30"	Downflow	included	Not included
V2CIDME-05	Softening System	36"	Downflow	included	Not included
V2CIDMF-05	Softening System	42"	Downflow	included	Not included
V2CIDMG-05	Softening System	48"	Downflow	included	Not included
V2CIUMA-05	Softening System	24"	Upflow	included	Not included
V2CIUMB-05	Softening System	30"	Upflow	included	Not included
V2CIDTA-05	Softening System	18"	Downflow	Not included	Not included
V2CIDTB-05	Softening System	21"	Downflow	Not included	Not included
V2CIDTC-05	Softening System	24"	Downflow	Not included	Not included
V2CIDTD-05	Softening System	30"	Downflow	Not included	Not included
V2CIDTE-05	Softening System	36"	Downflow	Not included	Not included
V2CIDTF-05	Softening System	42"	Downflow	Not included	Not included
V2CIDTG-05	Softening System	48"	Downflow	Not included	Not included
V2CIBMZ-05	Filter	N/A	Backwash	included	Not included
V2CIBTZ-05	Filter	N/A	Backwash	Not included	Not included

**NOTE:** Controls listed are priced without a power cord or transformer. For AC Adapter (Transformer) selection see "ACCESSORIES" section (V3186-XX). Drain Line Flow Controls (DLFC) washer is not included. Please order separately. For 3/4" drain fitting (V3158-04), Flow rates 0.07 - 10.0 gpm: reference order numbers V3162-007 through V3162-100. For 1" drain fitting (V3008-05), Flow rates 9.0 - 25.0 gpm: reference order numbers V3190-090 through V3190-250. For 1.5" x 1.5" drain fittings (V3080BSPT), Flow rates 9 to 85 gpm: reference order numbers V3162-007 through V3162-100, and V3190-090 through V3190-250. 50 mm Top Distributor is not included. Please order separately: reference order numbers V-D1199-04 or V-D1300.

Box: WxLxH	Box: Q.ty	Box: Weight	Pallet: WxLxH	Pallet: Q.ty	Pallet: Weight
	1				

Certificates	Manufacturer	Sectors
ACS CE	Clack	Commercial, Industrial



## CLACK VALVE WS2CI

SPECIFIC		CONTROL VALVE FLOW RATES	
Inlet/Outlet	2 female BSPT	Service $\Delta p$ 1 bar/15 psi drop	26,1 m <sup>3</sup> /h
Cycles	Up to 9	Backwash $\Delta p$ 1.7 bar/25 psi drop	18,2 m <sup>3</sup> /h
Valve Material	Lead free brass	Cv Service	29,7
Regeneration	Downflow or Upflow	Cv Backwash	16,0

OPERATING PRESSURES		OPERATING TEMPERATURES	
Minimum/Maximum	1,4 ÷ 8,6 bar	Minimum/Maximum	4° ÷ 43° C

METER SPECIFICATIONS			
Accuracy	± 5%	Distributor Pilot	50 mm OD
Flow Rate Range	5,7 ÷ 568 lpm	Drain line connection	1,5" Female NPT
Volume Range	0,02 ÷ 5.700 m <sup>3</sup>	Brine Line Adapters Included	1" Male NPT elbow, 3/4" x 1" solvent weld elbow and 1/2" OD Poly Tube Compression
Totalizer	1 - 99.999 m <sup>3</sup>	Mounting Base	4" - 8 UN
		Distributor tube length above pressure vessel	+/- 13 mm
		Shipping Weight With Meter	13 kg

ELECTRICAL SPECIFICATIONS		TANK APPLICATIONS	
Supply Voltage	200V AC to 240V AC	Water Softener	12" ÷ 48" diameter
Supply Frequency	50/60 Hz	Water Filter	12" ÷ 36" diameter
Output Voltage	15VDC		
Output Current	500 mA		

CYCLES OF OPERATION Choose up to nine regeneration cycles, in any order, with a wide range of available values	
Backwash	1 ÷ 120 minutes
Rinse	1 ÷ 120 minutes
Pause (service)	1 ÷ 480 minutes
Brine (co-current)	1 ÷ 180 minutes
Refill (softener)	0,1 ÷ 99 minutes
Refill (filter)	0,1 ÷ 99 minutes

Options: Backwash Filter, Weather Cover

Compatible with the following typical concentrations of regenerants or chemicals: Sodium chloride, potassium chloride, potassium permanganate, sodium bisulfite, chlorine and chloramines



## CLACK VALVE WS2CI QC

### CONTROL VALVE



- Single valve, available also for twin alternating, twin parallel and multitank systems
- Transformer, Drain Line Flow Control (DLFC) washer, Top Distributor and accessories not included, to order separately
- 2" top mount or side mount control valve suited for commercial/industrial applications
- Epoxy coated lead free brass valve body
- Economical stainless steel optional meter assembly
- Solid state microprocessor with easy access front panel settings
- Front panel display for time of day, days until next regeneration, volume remaining and current flow rate
- Four methods to initiate regeneration; meter immediate, meter delayed, time clock delayed or pressure differential
- Program in ppm, French degrees, German degrees, or cubic meters
- Fully programmable regeneration cycle sequence (maximum 9)
- Programmable regeneration cycle times
- Days override feature; 1-28 days available
- Coin Cell Lithium battery back-up with an 24 hour carry over
- Level VI 15-volt output DC power supply provides safe and easy installation
- Pre or Post treated water regenerant refill
- 24 Hour Clock
- Reliable and proven DC drive
- Certified to NSF/ANSI 44, 61 and 372

Ref	Description	Fam.	Subfam.		
V2CIDMA-18	WS2CI VALVE DN M I-A QC	25	820		
V2CIDMB-18	WS2CI VALVE DN M I-B QC	25	820		
V2CIDMC-18	WS2CI VALVE DN M I-C QC	25	820		
V2CIDMD-18	WS2CI VALVE DN M I-D QC	25	820		
V2CIDME-18	WS2CI VALVE DN M I-E QC	25	820		
V2CIDMF-18	WS2CI VALVE DN M I-F QC	25	820		
V2CIDMG-18	WS2CI VALVE DN M I-G QC	25	820		
V2CIUMA-18	WS2CI VALVE UP M I-A QC	25	820		
V2CIUMB-18	WS2CI VALVE UP M I-B QC	25	820		
V2CIDTA-18	WS2CI VALVE DN T I-A QC	25	820		
V2CIDTB-18	WS2CI VALVE DN T I-B QC	25	820		
V2CIDTC-18	WS2CI VALVE DN T I-C QC	25	820		
V2CIDTD-18	WS2CI VALVE DN T I-D QC	25	820		
V2CIDTE-18	WS2CI VALVE DN T I-E QC	25	820		
V2CIDTF-18	WS2CI VALVE DN T I-F QC	25	820		
V2CIDTG-18	WS2CI VALVE DN T I-G QC	25	820		
V2CIBMZ-18	WS2CI VALVE BW M I-Z QC	25	820		
V2CIBTZ-18	WS2CI VALVE BW T I-Z QC	25	820		

**When using the WS2CI/QC Control Valve, one of the following Tank Base Assemblies must be ordered, to complete the Control Valve:**

Ref	Description	Fam.	Subfam.		
V3064	WS2H/2 QC 4" BASE ASSEMBLY	25	850		
V3055	WS2H/2 QC 6" FLANGE BASE ASSEMBLY	25	850		
V3260BSPT-02	WS2H/2 QC 2" SIDE MOUNT BASE ASSEMBLY BSPT	25	850		



## CLACK VALVE WS2CI QC

Ref	Softening System/Filter	Ø Injector Tank Size	Downflow/Upflow	Meter	Mixing Valve
V2CIDMA-18	Softening System	18"	Downflow	included	Not included
V2CIDMB-18	Softening System	21"	Downflow	included	Not included
V2CIDMC-18	Softening System	24"	Downflow	included	Not included
V2CIDMD-18	Softening System	30"	Downflow	included	Not included
V2CIDME-18	Softening System	36"	Downflow	included	Not included
V2CIDMF-18	Softening System	42"	Downflow	included	Not included
V2CIDMG-18	Softening System	48"	Downflow	included	Not included
V2CIUMA-18	Softening System	24"	Upflow	included	Not included
V2CIUMB-18	Softening System	30"	Upflow	included	Not included
V2CIDTA-18	Softening System	18"	Downflow	Not included	Not included
V2CIDTB-18	Softening System	21"	Downflow	Not included	Not included
V2CIDTC-18	Softening System	24"	Downflow	Not included	Not included
V2CIDTD-18	Softening System	30"	Downflow	Not included	Not included
V2CIDTE-18	Softening System	36"	Downflow	Not included	Not included
V2CIDTF-18	Softening System	42"	Downflow	Not included	Not included
V2CIDTG-18	Softening System	48"	Downflow	Not included	Not included
V2CIBMZ-18	Filter	N/A	Backwash	included	Not included
V2CIBTZ-18	Filter	N/A	Backwash	Not included	Not included

**NOTE:** Controls listed are priced without a power cord or transformer. For AC Adapter (Transformer) selection see "ACCESSORIES" section (V3186-XX). Drain Line Flow Controls (DLFC) washer is not included. Please order separately. For 3/4" drain fitting (V3158-04), Flow rates 0.07 - 10.0 gpm: reference order numbers V3162-007 through V3162-100. For 1" drain fitting (V3008-05), Flow rates 9.0 - 25.0 gpm: reference order numbers V3190-090 through V3190-250. For 1.5" x 1.5" drain fittings (V3080BSPT), Flow rates 9 to 85 gpm: reference order numbers V3162-007 through V3162-100, and V3190-090 through V3190-250. 63 mm Top Distributor is not included. Please order separately: reference order numbers V-D1199-05 or V-D1200-04.

Box: WxLxH	Box: Q.ty	Box: Weight	Pallet: WxLxH	Pallet: Q.ty	Pallet: Weight
	1				

Certificates	Manufacturer	Sectors
ACS CE	Clack	Commercial, Industrial



## CLACK VALVE WS2CIQC

SPECIFIC		CONTROL VALVE FLOW RATES	
Inlet/Outlet	2" female BSPT	Service $\Delta p$ 1 bar/15 psi drop	28,4 m³/h
Cycles	Up to 9	Backwash $\Delta p$ 1.7 bar/25 psi drop	19,3 m³/h
Valve Material	Lead free brass	Cv Service	32,3
Regeneration	Downflow or Upflow	Cv Backwash	17,0

OPERATING PRESSURES		OPERATING TEMPERATURES	
Minimum/Maximum	1,4 ÷ 8,6 bar	Minimum/Maximum	4° ÷ 43° C

METER SPECIFICATIONS			
Accuracy	± 5%	Distributor Pilot	63 mm OD
Flow Rate Range	5,7 ÷ 568 lpm	Drain line connection	1,5" Female NPT
Volume Range	0,02 ÷ 5.700 m³	Brine Line Adapters Included	3/4"x 1" solvent weld elbow and 1/2" OD Poly Tube Compression
Totalizer	1 - 99.999 m³	Mounting Base	4" - 8 UN, 6" Flange or Side Mount
		Distributor tube length above pressure vessel with 4" - 8 UN QC Base with 6" Flange QC Base	57 mm 64 mm
		Weight	14 kg

ELECTRICAL SPECIFICATIONS		TANK APPLICATIONS	
Supply Voltage	200V AC to 240V AC	Water Softener	12" ÷ 48" diameter
Supply Frequency	50/60 Hz	Water Filter	12" ÷ 36" diameter
Output Voltage	15VDC		
Output Current	500 mA		

CYCLES OF OPERATION Choose up to nine regeneration cycles, in any order, with a wide range of available values: Cycle	
Backwash	1 ÷ 120 minutes
Rinse	1 ÷ 120 minutes
Pause (service)	1 ÷ 480 minutes
Brine (co-current)	1 ÷ 180 minutes
Refill (softener)	0,1 ÷ 99 minutes
Refill (filter)	0,1 ÷ 99 minutes

Options: Backwash Filter, Weather Cover

Compatible with the following typical concentrations of regenerants or chemicals: Sodium chloride, potassium chloride, potassium permanganate, sodium bisulfite, chlorine and chloramines.



## CLACK VALVE WS2H



### CONTROL VALVE

- 2" top mount or side mount control valve suited for industrial applications
- Transformer, Drain Line Flow Control (DLFC) washer, Top Distributor and accessories not included, to order separately
- Epoxy coated lead free brass valve body
- Built-in Internal Flow Meter standard with all valves
- Solid state microprocessor with easy access front removable POD
- Front panel display for Time of Day, Current Flow Rate, Totalizer and Volume/Days until Regeneration
- Four methods to initiate the down flow regeneration; meter delayed, meter immediate, time clock delayed, or pressure differential
- Fully programmable regeneration cycle sequences (maximum 9)
- Fully programmable regeneration cycle times
- Pre or Post treated water regenerant refill
- Days override feature; 1-28 days available
- Stores system configuration and operation data in nonvolatile memory
- Capacitor back-up with a 24 hour carry over
- Level VI 18-volt output DC power supply provides safe and easy installation

- Reliable and proven DC drive
- Certified to NSF/ANSI 44, 61 and 372

Ref	Description	Fam.	Subfam.		
V2HDMA-05	WS2H VALVE DN M I-A	25	840		
V2HDMB-05	WS2H VALVE DN M I-B	25	840		
V2HDMC-05	WS2H VALVE DN M I-C	25	840		
V2HDMD-05	WS2H VALVE DN M I-D	25	840		
V2HDME-05	WS2H VALVE DN M I-E	25	840		
V2HDMF-05	WS2H VALVE DN M I-F	25	840		
V2HDMG-05	WS2H VALVE DN M I-G	25	840		
V2HDMH-05	WS2H VALVE DN M I-H	25	840		
V2HBMZ-05	WS2H VALVE BW M I-Z	25	840		

**When using the WS2H Control Valve, one of the following Tank Base Assemblies must be ordered, to complete the Control Valve:**

Ref	Description	Fam.	Subfam.		
V3064	WS2H/2 QC 4" BASE ASSEMBLY	25	850		
V3055	WS2H/2 QC 6" FLANGE BASE ASSEMBLY	25	850		
V3260BSPT-02	WS2H/2 QC 2" SIDE MOUNT BASE ASSEMBLY BSPT	25	850		





## CLACK VALVE WS2H

Ref	Softening System/Filter	Ø Injector Tank Size	Downflow/Upflow	Meter	Mixing Valve
V2HDMA-05	Softening System	12"	Downflow	included	Not included
V2HDMB-05	Softening System	14"	Downflow	included	Not included
V2HDMC-05	Softening System	18"	Downflow	included	Not included
V2HDMD-05	Softening System	21"	Downflow	included	Not included
V2HDME-05	Softening System	14"	Upflow	included	Not included
V2HDMF-05	Softening System	18"	Upflow	included	Not included
V2HDMG-05	Softening System	14"	Downflow	Not included	Not included
V2HDMH-05	Softening System	18"	Downflow	Not included	Not included
V2HBMZ-05	Filter	21"	Downflow	Not included	Not included

**NOTE:** All WS2H Control Valves listed above come standard with a V3162-022, 2.2 gpm Brine Line Flow Control (BLFC). Other sizes are available. Controls listed are priced without a power cord or transformer. For AC Adapter (Transformer) selection see "ACCESSORIES" section (V3461XX-02). Drain Line Flow Controls (DLFC) washer is not included. Please order separately. The V3051BSPT DLFC Assembly BSPT is capable of up to 4 - V3190-XXX Flow Controls and 5 - V3162-XXX Flow Controls for a total flow rate of 150 gpm. For 3/4" DLFC buttons, reference order numbers V3162-007 through V3162-100. For 1" DLFC buttons, reference order numbers V3190-090 through V3190-250. 63 mm Top Distributor is not included. Please order separately: reference order numbers V-D1199-05 or V-D1200-04.

Box: WxLxH	Box: Q.ty	Box: Weight	Pallet: WxLxH	Pallet: Q.ty	Pallet: Weight
	1				

Certificates	Manufacturer	Sectors
ACS CE	Clack	Industrial



## CLACK VALVE WS2H

SPECIFIC		CONTROL VALVE FLOW RATES	
Inlet/Outlet	2" female BSPT or 2.5" Groove Lock	Service $\Delta p$ 15 psi/1 bar drop (includes meter)	28,4 m <sup>3</sup> /h
Cycles	Up to 9	Backwash $\Delta p$ 25 psi/1.7 bar drop	28,4 m <sup>3</sup> /h
Valve Material	Lead free brass	Cv Service	32,3
Regeneration	Downflow	Cv Backwash	25,0

OPERATING PRESSURES		OPERATING TEMPERATURES	
Minimum/Maximum	1,4 ÷ 8,6 bar	Minimum/Maximum	4° ÷ 43° C

METER SPECIFICATIONS			
Accuracy	± 5%	Distributor Pilot	63 mm OD
Flow Rate Range	5,7 ÷ 743 lpm	Drain line connection	2" Female BSPT
Volume Range	0,038 ÷ 3.796 m <sup>3</sup>	Brine Line Adapters Included	1" Male NPT elbow and ¾" x 1" solvent weld elbow ½" or 5/8" OD Poly Tube Compression
Totalizer	3,8 - 3.785.000 m <sup>3</sup>	Mounting Base	4" - 8 UN6" Flange or Side Mount
		Distributor tube length above pressure vessel with 4" - 8 UN QC Base with 6" Flange QC Base	57 mm 64 mm
		Shipping Weight With Internal Meter	22,7 kg

ELECTRICAL SPECIFICATIONS		TANK APPLICATIONS	
Supply Voltage	200V AC to 240V AC	Water Softener	18" ÷ 63" diameter
Supply Frequency	50/60 Hz	Water Filter	18" ÷ 48" diameter
Output Voltage	15VDC		
Output Current	500 mA		

CYCLES OF OPERATION Choose up to nine regeneration cycles, in any order, with a wide range of available values: Cycle	
Backwash	1 ÷ 95 minutes
Brine (draw)	1 ÷ 180 minutes
Slow Rinse	1 ÷ 95 minutes
Fast Rinse	1 ÷ 95 minutes
Refill	0,1 ÷ 99 minutes
Hold (service)	1 - 480 minutes

Options: Backwash Filter, Weather Cover

Compatible with the following typical concentrations of regenerants or chemicals: Sodium chloride, potassium chloride, potassium permanganate, sodium bisulfite, chlorine and chloramines.



## CLACK VALVE WS3

### CONTROL VALVE



- 3" top mount or side mount control valve suited for industrial applications
- Transformer, Drain Line Flow Control (DLFC) washer, Top Distributor and accessories not included, to order separately;
- Epoxy coated lead free brass valve body;
- Economical stainless steel optional meter assembly;
- Built-in Internal Flow Meter standard with all valves;
- Solid state microprocessor with easy access front removable POD;
- Front panel display for Time of Day, Current Flow Rate, Totalizer and Volume/Days until Regeneration
- Four methods to initiate the down flow regeneration; meter delayed, meter immediate, time clock delayed, or pressure differential
- Fully programmable regeneration cycle sequences (maximum 9)
- Fully programmable regeneration cycle times
- Pre or Post treated water regenerant refill
- Days override feature; 1-28 days available
- Stores system configuration and operation data in nonvolatile memory
- Capacitor back-up with a 24 hour carry over
- Level VI 18-volt output DC power supply provides safe and easy installation
- Reliable and proven DC drive
- Certified to NSF/ANSI 44, 61 and 372

Ref	Description	Fam.	Subfam.		
V3DTA-05	WS3 VALVE DN T I-A	25	845		
V3DTB-05	WS3 VALVE DN T I-B	25	845		
V3DTC-05	WS3 VALVE DN T I-C	25	845		
V3DTD-05	WS3 VALVE DN T I-D	25	845		
V3DTE-05	WS3 VALVE DN T I-E	25	845		
V3DTF-05	WS3 VALVE DN T I-F	25	845		
V3DTG-05	WS3 VALVE DN T I-G	25	845		
V3DTH-05	WS3 VALVE DN T I-H	25	845		
V3BTZ-05	WS3 VALVE BW T I-Z	25	845		

**When using the WS3 Control Valve, one of the following Tank Base Assemblies must be ordered, to complete the Control Valve:**

Ref	Description	Fam.	Subfam.		
V3090	WS3 6" FLANGE BASE ASSEMBLY	25	850		
V3674BSPT-02	WS3 SIDE MOUNT BASE ASSEMBLY BSPT	25	850		



## CLACK VALVE WS3

Ref	Softening System/Filter	Ø Injector Tank Size	Downflow/Upflow	Meter	Mixing Valve
V3DTA-05	Softening System	18"	Downflow	Not included	Not included
V3DTB-05	Softening System	21"	Downflow	Not included	Not included
V3DTC-05	Softening System	24"	Downflow	Not included	Not included
V3DTD-05	Softening System	30"	Downflow	Not included	Not included
V3DTE-05	Softening System	36"	Downflow	Not included	Not included
V3DTF-05	Softening System	42"	Downflow	Not included	Not included
V3DTG-05	Softening System	48"	Downflow	Not included	Not included
V3DTH-05	Softening System	63"	Downflow	Not included	Not included
V3BTZ-05	Filter	N/A	Backwash	Not included	Not included

**NOTE:** All WS3 Control Valves listed above come standard with a V3162-022, 2.2 gpm Brine Line Flow Control (BLFC). Other sizes are available. Controls listed are priced without a power cord or transformer. For AC Adapter (Transformer) selection see "ACCESSORIES" section (V3461XX-02). Drain Line Flow Controls (DLFC) washer is not included. Please order separately. For the 3" drain fittings (V3764BSPT), Flow rates 9 to 225 gpm: uses up to 9 of the 1" DLFC buttons, reference order numbers V3190-090 through V3190-250. 90 mm Top Distributor is not included. Please order separately.

Box: WxLxH	Box: Q.ty	Box: Weight	Pallet: WxLxH	Pallet: Q.ty	Pallet: Weight
	1				

Certificates	Manufacturer	Sectors
ACS CE	Clack	Industrial



## CLACK VALVE WS3

SPECIFIC		CONTROL VALVE FLOW RATES	
Inlet/Outlet	3" female BSPT	Service $\Delta p$ 15 psi/1 bar drop	56,8 m <sup>3</sup> /h
Cycles	Up to 9	Backwash $\Delta p$ 25 psi/1.7 bar drop	50,0 m <sup>3</sup> /h
Valve Material	Lead free brass	Cv Service	44,6
Regeneration	Downflow	Cv Backwash	44,0

OPERATING PRESSURES		OPERATING TEMPERATURES	
Minimum/Maximum	1,4 ÷ 8,6 bar	Minimum/Maximum	4° ÷ 43° C

METER SPECIFICATIONS			
Accuracy	± 5%	Distributor tube O. D. diameter	90 mm OD
Flow Rate Range	13,3 ÷ 1.325 lpm	Drain line connection	3" BSPT
Volume Range	(3.786 - 3.785.407,9 liters x1000)	Brine Line Adapters Included	1 Male NPT elbow and 3/4" x 1" solvent weld elbow
		Mounting Base	6" Flange or Side Mount
		Distributor tube length above pressure vessel with 6" Flange QC Base	70 mm
		Shipping Weight Without Optional Meter	25,9 kg

ELECTRICAL SPECIFICATIONS		TANK APPLICATIONS	
Supply Voltage	200V AC to 240V AC	Water Softener	18" ÷ 63" diameter
Supply Frequency	50/60 Hz	Water Filter	18" ÷ 63" diameter
Output Voltage	15VDC		
Output Current	500 mA		

CYCLES OF OPERATION	
Choose up to nine regeneration cycles, in any order, with a wide range of available values	
Backwash	1 ÷ 95 minutes
Brine	1 ÷ 180 minutes
Slow Rinse	1 ÷ 95 minutes
Fast Rinse	1 ÷ 95 minutes
Refill	0,1 ÷ 99 minutes
Hold (service)	0,1 ÷ 480 minutes

Options: Backwash Filter

Compatible with the following typical concentrations of regenerants or chemicals: Sodium chloride, potassium chloride, potassium permanganate, sodium bisulfite, chlorine and chloramines.



CLACK VALVE: WS1CI, WS1CI TWIN, WS1EI, WS1EI TWIN, WS1TC, WS125TC, WS125CI, WS125EI, WS15CI, WS15EI, WS2CI, WS2EI, WS2CI/QC, WS2EI/QC

## ACCESSORIES

Ref	Description	Fam.	Subfam.		
V3006	WS1 BYPASS ASSEMBLY	15	760		
V3007	WS1 FITTING 1" PVC MALE NPT ELBOW ASSEMBLY	15	760		
V3007-01	WS1 FITTING 3/4" X 1" PVC SOLVENT ELBOW ASSEMBLY	15	760		
V3007-02LF	WS1 FITTING 1" BRASS SWEAT ASSEMBLY LF	15	760		
V3007-03LF	WS1 FITTING 3/4" BRASS SWEAT ASSEMBLY LF	15	760		
V3007-06	WS1 FITTING 1" PLASTIC MALE BSPT ASSEMBLY	15	760		
V3007-07	WS1 FITTING 1.25" & 1.5" PVC SOLVENT ASSEMBLY	15	760		
V3007-08	WS1 FITTING 1.25" PLASTIC MALE BSPT ASSEMBLY	15	760		
V3007-09LF	WS1 FITTING 1-1/4" & 1-1/2" BRASS SWEAT ASSY LF	15	760		
V3007-14	WS1 FITTING 3/4" PLASTIC MALE BSPT ASSEMBLY	15	760		
V3007-15	WS1 FITTING 3/4" JOHN GUEST QC ELBOW ASSEMBLY	15	760		
V3007-16	WS1 FITTING 1" PVC MALE BSPT 90 ASSEMBLY	15	760		
V3007-17	WS1 FITTING 1" JOHN GUEST QC ASSEMBLY	15	760		
V3007-19	WS1 FITTING 3/4" STRAIGHT JOHN GUEST QC	15	760		
V3008-02	WS1 DRAIN FITTING 1" STRAIGHT W/SILENCER	15	760		
V3008-04	WS1 DRAIN FITTING 1" STRAIGHT W/SILENCER	15	760		
V3008-05	WS2 DRAIN FITTING 1" MALE NPT STRAIGHT W/O SILENCER	25	850		
V3009	WS1 AUXILIARY MICROSWITCH ASSEMBLY	15	760		
V3014	WS1 SERIES MICROSWITCH ASSEMBLY	15	760		
V3017	WS2 SERVICE OR FILL SWITCH ASSEMBLY	25	850		
V3022	WS1 STACK PULLER ASSEMBLY	15	760		
V3030-01	SYSTEM CONTROLLER BOX	15	760		
V3040BSPT	WS1.5 METER ASSEMBLY BSPT	25	850		
V3040BSPT-15	WS1.5 METER ASSEMBLY BSPT 15 FOOT METER CABLE	25	850		
V3051BSPT	WS2H/3 DLFC ASSY 2 M-BSPT X 2 F-BSPT (NO DLFC BUTTONS)	25	850		
V3053	WS2 2-1/2" GROOVE LOCK CLAMP ASSEMBLY	25	850		
V3055	WS2H/2 QC 6" FLANGE BASE ASSEMBLY	25	850		
V3064	WS2H/2 QC 4" BASE ASSEMBLY	25	850		
V3069FF-01	WS1/125 MAV FEMALE X FEMALE 3-WIRE	15	760		
V3069MM-01	WS1/125 MAV MALE X MALE 3-WIRE	15	760		



CLACK VALVE: WS1CI, WS1CI TWIN, WS1EI, WS1EI TWIN, WS1TC, WS125TC, WS125CI, WS125EI, WS15CI, WS15EI, WS2CI, WS2EI, WS2CI/QC, WS2EI/QC

Ref	Description	Fam.	Subfam.		
V3070FF	WS1 & WS1.25 NO HARD WATER BY-PASS VALVE FEMALE XFEMALE	15	760		
V3070FM	WS1 & WS1.25 NO HARD WATER BY-PASS VALVE FEMALE XMALE	15	760		
V3071BSPT	MOTORIZED ALTERNATING VALVE 1.5" BSPT	25	850		
V3076BSPT	WS2 MAV BSPT REVISION 2 (PISTON STYLE)	25	850		
V3080BSPT	WS2 DLFC ASSY 1.5 M-NPT X 1.5 F-BSPT (NO DLFC BUTTONS)	25	850		
V3094BSPT	WS2 METER ASSEMBLY MALE X FEMALE BSPT 70 CM METERCABLE	25	850		
V3094BSPT-15	WS2 METER ASSEMBLY MALE X FEMALE BSPT 15' METER CABLE	25	850		
V3097BSPT	1.5" NO HARD WATER BYPASS MALE X FEMALE BSPT	25	850		
V3098BSPT	2" NO HARD WATER BYPASS MALE X FEMALE BSPT	25	850		
V3158-04	WS2 DRAIN ELBOW 3/4" MALE NPT NO SILENCER	25	850		
V3162-007	WS1 DLFC 007 (0.7 GPM) FOR 3/4"	15	760		
V3162-010	WS1 DLFC 010 (1.0 GPM) FOR 3/4"	15	760		
V3162-013	WS1 DLFC 013 (1.3 GPM) FOR 3/4"	15	760		
V3162-017	WS1 DLFC 017 (1.7 GPM) FOR 3/4"	15	760		
V3162-022	WS1 DLFC 022 (2.2 GPM) FOR 3/4"	15	760		
V3162-027	WS1 DLFC 027 (2.7 GPM) FOR 3/4"	15	760		
V3162-032	WS1 DLFC 032 (3.2 GPM) FOR 3/4"	15	760		
V3162-042	WS1 DLFC 042 (4.2 GPM) FOR 3/4"	15	760		
V3162-053	WS1 DLFC 053 (5.3 GPM) FOR 3/4"	15	760		
V3162-065	WS1 DLFC 065 (6.5 GPM) FOR 3/4"	15	760		
V3162-075	WS1 DLFC 075 (7.5 GPM) FOR 3/4"	15	760		
V3162-090	WS1 DLFC 090 (9.0 GPM) FOR 3/4"	15	760		
V3162-100	WS1 DLFC 100 (10.0 GPM) FOR 3/4"	15	760		
V3186-01	WS1 AC ADAPTER (TRANSFORMER) CORD ONLY 15 FEET	15	760		
V3186-06	WS1 AC POWER SUPPLY (TRANSF.) US 15 VOLT DC	15	760		
V3186-36	WS1 AC ADAPTER CORD ONLY 36 FEET	15	760		
V3186EU-06	WS1 AC POWER SUPPLY (TRANSFORMER) EU 15 VOLT DC	15	760		
V3186UK-06	WS1 POWER SUPPLY (TRANSFORMER) UK 15 VOLT DC HOCP	15	760		



CLACK VALVE: WS1CI, WS1CI TWIN, WS1EI, WS1EI TWIN, WS1TC, WS125TC, WS125CI, WS125EI, WS15CI, WS15EI, WS2CI, WS2EI, WS2CI/QC, WS2EI/QC

Ref	Description	Fam.	Subfam.		
V3190-090	WS1 DLFC 090 (9.0 GPM) FOR 1"	25	850		
V3190-100	WS1 DLFC 100 (10.0 GPM) FOR 1"	25	850		
V3190-110	WS1 DLFC 110 (11.0 GPM) FOR 1"	25	850		
V3190-130	WS1 DLFC 130 (13.0 GPM) FOR 1"	25	850		
V3190-150	WS1 DLFC 150 (15.0 GPM) FOR 1"	25	850		
V3190-170	WS1 DLFC 170 (17.0 GPM) FOR 1"	25	850		
V3190-200	WS1 DLFC 200 (20.0 GPM) FOR 1"	25	850		
V3190-250	WS1 DLFC 250 (25.0 GPM) FOR 1"	25	850		
V3191-01	WS1 BYPASS VERTICAL ADAPTER ASSEMBLY	15	760		
V3192	WS1 NUT 3/4" DRAIN ELBOW (FOR 5/8" X 1/2" POLYTUBE)	15	760		
V3193-02	WS1 SERVICE SPANNER WRENCH	15	760		
V3260BSPT-02	WS2H/2 QC 2" SIDE MOUNT BASE ASSEMBLY BSPT	25	850		
V3467	WS1 BY PASS INLINE ADAPTER FITTINGS	15	760		
V3474	WS ALTERNATING CONNECTION CORD 8' BLACK FOR SINGLE METER (3 WIRE INTERCO)	25	860		
V3475-12	WS2H/3 SYSTEM CONNECTION CORD 12' RED	25	850		
V3475-24	WS2H/3 SYSTEM CONNECTION CORD 24' BLUE	25	850		
V3475-36	WS2H/3 SYSTEM CONNECTION CORD 36' YELLOW	25	850		
V3478	WS1 INLINE BYPASS ASSEMBLY 1" BRASS SWEAT	15	760		
V3478-01	WS1 INLINE BYPASS ASSEMBLY 3/4" BRASS SWEAT	15	760		
V3783WC-A	WS2 WEATHER COVER ALMOND	25	850		
V3783WC-W	WS2 WEATHER COVER WHITE	25	850		
V3974WC-A	WS15 WEATHER COVER ALMOND GENERATION 2	25	850		
V3962	WS1 DRAIN ELBOW & RETAINER ASSY W/O SILENCER	15	760		
V3974WC-W	WS15 WEATHER COVER WHITE GENERATION 2	25	850		
V4052-01	TT TWIN TANK INTERCONNECT KIT FOR 12"-21" TANKS	15	760		
V4057	WS1 DRAIN ELBOW & RETAINER ASSY W/SILENCER	15	760		
V4099	WS1 EXTERNAL IN-LINE MIXING VALVE	15	760		
V4276-15	15' POWER CORD	15	760		
V4276-36	36' POWER CORD	15	760		
V4325	SOFTWARE CONFIGURATOR PROGRAM	15	760		
V-D1199-04	TOP STACK DISTRIBUTOR 50 MM	25	850		
V-D1199-05	TOP STACK DISTRIBUTOR 63 MM	25	850		
V-D1200-04	TOP STACK DISTRIBUTOR 63 MM FOR FLANGE TANKS	25	850		
V-D1203-03	UPPER SCREEN 32 MM-TWIST LOCK	15	760		
V-D1300	TOP BAFFLE DISTRIBUTOR 50 MM	25	850		
V-PKP10TS8-BULK	POLYTUBE INSERT 5/8" - "FOR DRAIN LINE WITH V3192NUT"	15	760		





## CLACK VALVE: WS2H, WS3

### ACCESSORIES

Ref	Description	Fam.	Subfam.		
V3051BSPT	WS2H/3 DLFC ASSY 2 M-BSPT X 2 F-BSPT (NO DLFC BUTTONS)	25	850		
V3053	WS2 2-1/2" GROOVE LOCK CLAMP ASSEMBLY	25	850		
V3055	WS2H/2 QC 6" FLANGE BASE ASSEMBLY	25	850		
V3064	WS2H/2 QC 4" BASE ASSEMBLY	25	850		
V3076BSPT	WS2 MAV BSPT REVISION 2 (PISTON STYLE)	25	850		
V3116-06	LABEL FOR INJECTOR PLUG	15	770		
V3080BSPT	WS2 DLFC ASSY 1.5 M-NPT X 1.5 F-BSPT (NO DLFC BUTTONS)	25	850		
V3083BSPT	WS3 MOTORIZED ALTERNATING VALVE BSPT	25	850		
V3090	WS3 6" FLANGE BASE ASSEMBLY	25	850		
V3095BSPT	WS3 3" METER ASSEMBLY BSPT MALE X FEMALE	25	850		
V3095BSPT-15	WS3 MOTORIZED ALTERNATING VALVE BSPT	25	850		
V3098BSPT	2" NO HARD WATER BYPASS MALE X FEMALE BSPT	25	850		
V3099BSPT	WS3 NO HARD WATER BYPASS MALE X FEMALE BSPT	25	850		
V3162-007	WS1 DLFC 007 (0.7 GPM) FOR 3/4"	15	760		
V3162-010	WS1 DLFC 010 (1.0 GPM) FOR 3/4"	15	760		
V3162-013	WS1 DLFC 013 (1.3 GPM) FOR 3/4"	15	760		
V3162-017	WS1 DLFC 017 (1.7 GPM) FOR 3/4"	15	760		
V3162-022	WS1 DLFC 022 (2.2 GPM) FOR 3/4"	15	760		
V3162-027	WS1 DLFC 027 (2.7 GPM) FOR 3/4"	15	760		
V3162-032	WS1 DLFC 032 (3.2 GPM) FOR 3/4"	15	760		
V3162-042	WS1 DLFC 042 (4.2 GPM) FOR 3/4"	15	760		
V3162-053	WS1 DLFC 053 (5.3 GPM) FOR 3/4"	15	760		
V3162-065	WS1 DLFC 065 (6.5 GPM) FOR 3/4"	15	760		
V3162-075	WS1 DLFC 075 (7.5 GPM) FOR 3/4"	15	760		
V3162-090	WS1 DLFC 090 (9.0 GPM) FOR 3/4"	15	760		
V3162-100	WS1 DLFC 100 (10.0 GPM) FOR 3/4"	15	760		



## CLACK VALVE: WS2H, WS3

Ref	Description	Fam.	Subfam.		
V3190-090	WS1 DLFC 090 (9.0 GPM) FOR 1"	25	850		
V3190-100	WS1 DLFC 100 (10.0 GPM) FOR 1"	25	850		
V3190-110	WS1 DLFC 110 (11.0 GPM) FOR 1"	25	850		
V3190-130	WS1 DLFC 130 (13.0 GPM) FOR 1"	25	850		
V3190-150	WS1 DLFC 150 (15.0 GPM) FOR 1"	25	850		
V3190-170	WS1 DLFC 170 (17.0 GPM) FOR 1"	25	850		
V3190-200	WS1 DLFC 200 (20.0 GPM) FOR 1"	25	850		
V3190-250	WS1 DLFC 250 (25.0 GPM) FOR 1"	25	850		
V3260BSPT-02	WS2H/2 QC 2" SIDE MOUNT BASE ASSEMBLY BSPT	25	850		
V4427	WS2H/3 24VDC 0.8A EU POWER SUPPLY	25	850		
V4428EU	WS2H/3 PCB WITH MODBUS EU UPGRADE KIT	25	860		
V3461-02	WS2H/3 AC 20V ADAPTER USA	25	850		
V3461EU-01	WS2H/3 AC 20V ADAPTER EU	25	850		
V3461EU-02	WS2H/3 24VDC 0.8A EU POWER SUPPLY	25	850		
V3474	WS ALTERNATING CONNECTION CORD 8' BLACK FOR SINGLE METER (3 WIRE INTERCO)	25	860		
V3475-12	WS2H/3 SYSTEM CONNECTION CORD 12' RED	25	850		
V3475-24	WS2H/3 SYSTEM CONNECTION CORD 24' BLUE	25	850		
V3475-36	WS2H/3 SYSTEM CONNECTION CORD 36' YELLOW	25	850		
V3674BSPT-02	WS3 SIDE MOUNT BASE ASSEMBLY BSPT	25	850		
V3764BSPT	WS3 DLFC ASSY 3 M-BSPT X 3 F-BSPT (NO DLFC BUTTONS)	25	850		
V4039	WS3 METER ASSEMBLY WITH 4' CORD	25	850		
V4051WC	WS2H/3 WEATHER COVER	25	850		
V-D1199-05	TOP STACK DISTRIBUTOR 63 MM	25	850		
V-D1200-04	TOP STACK DISTRIBUTOR 63 MM FOR FLANGE TANKS	25	850		



## INJECTORS FOR VARIOUS TANK SIZES: WS1 e WS1.25 (CAN BE ORDERED SEPARATELY)

Ref	Description	Fam.	Subfam.		
V3010-1A	WS1 INJECTOR ASSEMBLY A BLACK	15	770		
V3010-1B	WS1 INJECTOR ASSEMBLY B BROWN	15	770		
V3010-1C	WS1 INJECTOR ASSEMBLY C VIOLET	15	770		
V3010-1D	WS1 INJECTOR ASSEMBLY D RED	15	770		
V3010-1E	WS1 INJECTOR ASSEMBLY E WHITE	15	770		
V3010-1F	WS1 INJECTOR ASSEMBLY F BLUE	15	770		
V3010-1G	WS1 INJECTOR ASSEMBLY G YELLOW	15	770		
V3010-1H	WS1 INJECTOR ASSEMBLY H GREEN	15	770		
V3010-1I	WS1 INJECTOR ASSEMBLY I ORANGE	15	770		
V3010-1J	WS1 INJECTOR ASSEMBLY J LIGHT BLUE	15	770		
V3010-1K	WS1 INJECTOR ASSEMBLY K LIGHT GREEN	15	770		
V3010-1Z	WS1 INJECTOR ASSEMBLY Z PLUG	15	770		

Ref	Injector Color	Typical Tank Diameter Downflow Brine	Typical Tank Diameter Upflow Brine
V3010-1A	Black	6"	8"
V3010-1B	Brown	7"	9"
V3010-1C	Violet	8"	10"
V3010-1D	Red	9"	12"
V3010-1E	White	10"	13"
V3010-1F	Blue	12"	14"
V3010-1G	Yellow	13"	14"
V3010-1H	Green	14"	16"
V3010-1I	Orange	16"	18"
V3010-1J	Light Blue	18"	21"
V3010-1K	Light Green	21"	N.A
V3010-1Z	N.A	N.A	N.A

- Note: Injector Recommendations - Above injectors are for downflow brining units,
- For upflow brining units the injector should be "down-sized" two tank sizes.
- Example: A 8" downflow softener would use a "C" injector, where as a 8" upflow softener would use an "A" injector



## INJECTORS FOR VARIOUS TANK SIZES: WS1.5 (CAN BE ORDERED SEPARATELY)

Ref	Description	Fam.	Subfam.		
V3010-15B	WS1.5 INJECTOR ASSEMBLY B VIOLET	25	860		
V3010-15C	WS1.5 INJECTOR ASSEMBLY C RED	25	860		
V3010-15D	WS1.5 INJECTOR ASSEMBLY D WHITE	25	860		
V3010-15E	WS1.5 INJECTOR ASSEMBLY E BLUE	25	860		
V3010-15F	WS1.5 INJECTOR ASSEMBLY F YELLOW	25	860		
V3010-15G	WS1.5 INJECTOR ASSEMBLY G GREEN	25	860		
V3010-15H	WS1.5 INJECTOR ASSEMBLY H ORANGE	25	860		
V3010-15Z	WS1.5 INJECTOR ASSEMBLY Z PLUG	25	860		

Ref	Injector Color	Typical Tank Diameter/ Down Flow Brine	Typical Tank Diameter/ Up Flow Brine
V3010-15B	Violet	12"	14"
V3010-15C	Red	13"	16"
V3010-15D	White	14"	18"
V3010-15E	Blue	16"	21"
V3010-15F	Yellow	18"	24"
V3010-15G	Green	21"	30"
V3010-15H	Orange	24"	n/a
V3010-15Z		n/a	

**Note:** Injector Recommendations - Above injectors are for downflow brining units,

- For upflow brining units the injector should be "down-sized" two tank sizes.
- Example: A 24" downflow softener would use a "H" injector, where as a 24" upflow softener would use an "F" injector



## INJECTORS FOR VARIOUS TANK SIZES: WS2/2H/3 (CAN BE ORDERED SEPARATELY)

Ref	Description	Fam.	Subfam.		
V3010-2A	WS2/2H/3 INJECTOR ASSEMBLY A	25	860		
V3010-2B	WS2/2H/3 INJECTOR ASSEMBLY B	25	860		
V3010-2C	WS2/2H/3 INJECTOR ASSEMBLY C	25	860		
V3010-2D	WS2/2H/3 INJECTOR ASSEMBLY D	25	860		
V3010-2E	WS2/2H/3 INJECTOR ASSEMBLY E	25	860		
V3010-2F	WS2/2H/3 INJECTOR ASSEMBLY F	25	860		
V3010-2G	WS2/2H/3 INJECTOR ASSEMBLY G	25	860		
V3010-2H	WS2H/3 INJECTOR ASSEMBLY H	25	860		

Ref	Injector	Typical Tank Diameter/ Down Flow Brine	Typical Tank Diameter/ Up Flow Brine
V3010-2A	Stamped A	18"	24"
V3010-2B	Stamped B	21"	30"
V3010-2C	Stamped C	24"	36"
V3010-2D	Stamped D	30"	42"
V3010-2E	Stamped E	36"	48"
V3010-2F	Stamped F	42"	n/a
V3010-2G	Stamped G	48"	n/a
V3010-2H	Gray PVC	63"	n/a

**Note:** Injector Recommendations - Above injectors are for downflow brining units,

- For upflow brining units the injector should be "down-sized" two tank sizes.
- Example: A 24" downflow softener would use a "C" injector, where as a 24" upflow softener would use an "A" injector



## INJECTORS FOR VARIOUS TANK SIZES: WS2 (CAN BE ORDERED SEPARATELY)

Ref	Description	Fam.	Subfam.		
V3010-2R-15B	WS2/WS2H INJECTOR R MODIFIED ASSEMBLY W/3010-15B(12" DOWNFLOW)	25	860		
V3010-2S-15C	WS2/WS2H INJECTOR S MODIFIED ASSEMBLY W/3010-15C(13" DOWNFLOW)	25	860		
V3010-2T-15D	WS2/WS2H INJECTOR T MODIFIED ASSEMBLY W/3010-15D(14" DOWNFLOW)	25	860		
V3010-2U-15E	WS2/WS2H INJECTOR U MODIFIED ASSEMBLY W/3010-15E(16" DOWNFLOW)	25	860		
V3010-2A	WS2/2H/3 INJECTOR ASSEMBLY A	25	860		
V3010-2B	WS2/2H/3 INJECTOR ASSEMBLY B	25	860		
V3010-2C	WS2/2H/3 INJECTOR ASSEMBLY C	25	860		
V3010-2D	WS2/2H/3 INJECTOR ASSEMBLY D	25	860		
V3010-2E	WS2/2H/3 INJECTOR ASSEMBLY E	25	860		
V3010-2F	WS2/2H/3 INJECTOR ASSEMBLY F	25	860		
V3010-2G	WS2/2H/3 INJECTOR ASSEMBLY G	25	860		

Ref	Typical Tank Diameter/ Down Flow Brine	Typical Tank Diameter/ Up Flow Brine
V3010-2R-15B	12"	14"
V3010-2S-15C	13"	16"
V3010-2T-15D	14"	18"
V3010-2U-15E	16"	21"
V3010-2A	18"	24"
V3010-2B	21"	30"
V3010-2C	24"	36"
V3010-2D	30"	42"
V3010-2E	36"	48"
V3010-2F	42"	n/a
V3010-2G	48"	n/a

**Note:** Injector Recommendations - Above injectors are for downflow brining units,

- For upflow brining units the injector should be "down-sized" two tank sizes.
- Example: A 24" downflow softener would use a "C" injector, where as a 24" upflow softener would use an "A" injector